

SYLLABUS 2026-27

CLASS : IV



AGRASAIN BOYS' SCHOOL

[Affiliated to Council for the Indian School Certificate Examinations, New Delhi]

21/A, Agrasain Street, Liluah, Howrah-711204

Phone : 2655 4544 / 4547 | E-mail : absceo@rediffmail.com

English Language

Books prescribed:

1. *Mastering Grammar: A Book of English Grammar and Composition book 4*
2. *Excellence Comprehension and Composition book 4*
3. *Writing Skills book 4*

UNIT I EXAMINATION

Mastering Grammar: A Book of English Grammar and Composition book 4

- ❖ Alphabetical Order (Following Dictionary Rules)
- ❖ The Sentence
- ❖ Subject and Predicate
- ❖ Kinds of Sentences
- ❖ Interrogative Sentences
- ❖ Negative Sentences
- ❖ Nouns
- ❖ Kinds of Nouns
- ❖ Nouns: Number
- ❖ Nouns: Gender



Excellence Comprehension and Composition book 4

- ❖ Follow the Classwork

WRITING SKILLS

Writing Skills book 4

- ❖ Ch 3: Completing a Story following the outline
- ❖ Ch 6 Writing a Descriptive Paragraph

Vocabulary

- ❖ Antonyms and Synonyms

FOLLOW WHATEVER DONE IN THE CLASS

HALF-YEARLY EXAMINATION

Mastering Grammar: A Book of English Grammar and Composition book 4

- ❖ Nouns: Possession
- ❖ Adjectives
- ❖ Articles: A, An, The
- ❖ Pronouns
- ❖ Verbs
- ❖ Verbs: Singular and Plural
- ❖ Prepositions

- ❖ Understanding Words Better

Excellence Comprehension and Composition book 4

- ❖ Follow the Classwork

WRITING SKILLS

Writing Skills book 4

- ❖ Ch 2: Writing Steps (For various activities)
- ❖ Ch 6: Writing a Descriptive Paragraph

Vocabulary

- ❖ Homophones & Homonyms

FOLLOW WHATEVER DONE IN THE CLASS

UNIT II EXAMINATION

Mastering Grammar: A Book of English Grammar and Composition book 4

- ❖ Present, Past and Future Tense
- ❖ Simple Present Tense
- ❖ Simple Past Tense
- ❖ Simple Future Tense
- ❖ Interjections

Excellence Comprehension and Composition book 4

- ❖ Follow the Classwork

WRITING SKILLS

Writing Skills book 4

- ❖ Ch 4. Writing a Poem
- ❖ Ch 6. Writing a Descriptive Paragraph

Vocabulary

- ❖ Idioms

FOLLOW WHATEVER DONE IN THE CLASS

ANNUAL EXAMINATION

Mastering Grammar: A Book of English Grammar and Composition book 4

- ❖ Present Continuous Tense
- ❖ Adverbs
- ❖ Conjunctions
- ❖ Subject and Predicate (Revision chap)
- ❖ Nouns: Number (Revision chap)
- ❖ Nouns: Gender (Revision chap)
- ❖ Articles: A,an,the (Revision chap)
- ❖ Interjections (Revision chap)

Excellence Comprehension and Composition book 4

- ❖ Follow the Classwork

WRITING SKILLS

Writing Skills book 4

- ❖ Writing an Informal Letter
- ❖ Writing a Descriptive Paragraph

Vocabulary

- ❖ Similes & Anagrams

FOLLOW WHATEVER DONE IN THE CLASS

PROJECT

HALF YEARLY

1. Make a chart on “MY PALINDROME DICTIONARY” (to be done by Roll 1 to 25)

Palindrome is a word that reads the same backward as Forward.

Note: Use a full size chart paper. Write 10 Palindrome words and paste pictures to complete your Project. Use your creativity to present your project.

Demonstration part of the project will be done in the class in the ENGLISH LANGUAGE PROJECT COPY where students need to make sentences on the following palindrome words -

- Madam
- Tenet
- Refer
- Noon
- Level

2. Make a chart on “NOUN HUNT” Photo Album. (to be done by Roll No 25 to till the last roll no)

Note: Use a Full Size Chart paper. Write at least 10 nouns in the chart. You can take pictures of nouns around your home/school and label them, also mention the type of noun or cut out pictures from magazines to create a noun collage. Use your creativity to present your project.

Demonstration of the Project will be done in the class in the ENGLISH LANGUAGE PROJECT COPY where students need to write five nouns, their types and also make sentences with them.

ANNUAL

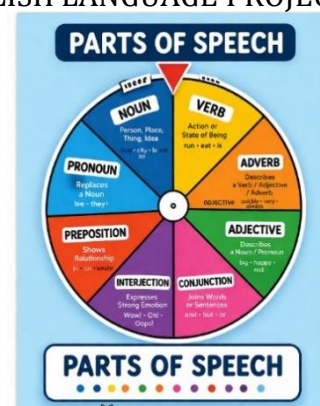
1. Make model of “ARTICLE TRIO”(to be done by Roll No 1 to 25) .

Note: Use your creativity to present your project.

Demonstration of the Project will be done in the class in the ENGLISH LANGUAGE PROJECT COPY where students need to do the given worksheet.

Circle the correct word:

- (A / The) Sun rises in the east.
- Please close (a / the) door behind you.
- I am reading (a / the) book. It is very funny.
- Look at (a / the) moon! It is so bright tonight.
- Can I have (a / the) slice of pizza?



2. Make a Model of "The 8 Pillars of Grammar" (to be done by Roll No 26 to till the last Roll no)

You can refer the given picture to complete your Project.

Note: Use your creativity to present your project.

Demonstration of the Project will be done in the class in the ENGLISH LANGUAGE PROJECT COPY where the students need to pick out all the eight parts of speech from the single sentence and name them.

The "Eight-in-One" Sentence

"Wow! He quickly drove the shiny car under a bridge and into the city."

Class : IV

ENGLISH LITERATURE

Books prescribed:

1. *English Bells*

UNIT I

Book : English Bells

- ❖ Ch 1 – The Mystery of the Missing Tail
- ❖ Ch 2 The Sacred Lime Pit
- ❖ Rice Pudding (poem)
- ❖ Be Kind (poem)

FOLLOW WHATEVER DONE IN THE BOOK AND COPY

HALF YEARLY

Book : English Bells

- ❖ Ch 3 Liberty
- ❖ Ch 4 The Cherry Tree
- ❖ Ch 5 The Curious Mind
- ❖ The Clothes - Line (poem)

Revision - Ch 1 – The Mystery of the Missing Tail
Be Kind (poem)

FOLLOW WHATEVER DONE IN THE BOOK AND COPY



UNIT II

Book : English Bells

- ❖ Ch 6 The Singer Who Couldn't Sing
- ❖ Ch 7 Robin Hood and the King
- ❖ Ch 8 Sindbad the Sailor
- ❖ The Echoing Green (Poem)

Revision - The Clothes - Line (poem)
Ch 4 The Cherry Tree

FOLLOW WHATEVER DONE IN THE BOOK AND COPY

ANNUAL

Book : English Bells

- ❖ Ch 9 Kali Wants to Dance
- ❖ Ch 10 The Old Gentleman
- ❖ The Land of Counterpane(poem)
- ❖ How Many Greens? (poem)

Revision - Ch 7 Robin Hood and the King
The Echoing Green (Poem)

FOLLOW WHATEVER DONE IN THE BOOK AND COPY

PROJECT

HALF YEARLY (20 marks)

A) Clothes Display Chart

Follow the steps and make a clothes display Chart. (Refer pg no 58)

1. Draw and cut out different clothing items like shirts, socks, and handkerchiefs.
2. Decorate them with patterns, designs, or even little faces to give each of them an identity.
3. Imagine what the clothes would say if they could talk. Make speech bubbles on a sheet of paper and write the dialogues in the speech bubbles.
4. Cut them out and paste them on the chart around the clothes that speak them.

Or

B) Anecdote

Write an anecdote (a short interesting story about a real person or event) and present it as a Scrapbook.

Imagine you are Albert Einstein and you've been asked to write an anecdote about your recent discovery for the school magazine.

Use the following points to write the anecdote.

Start by describing what you observed or wondered about.

- ✓ you could invent something to make life easier or more fun. What would it be?
- ✓ What would you name your invention?
- ✓ What would it do to make life easier/fun?
- ✓ Draw your invention in your drawing book.
- ✓ Write about your experiment process-how, when, and failures.
- ✓ Write about your feelings after the successful completion of the experiment and the invention.

(Prepare a project file based on the chart or scrap book.)

(Roll 1 to 25 will make chart and 26 - till last roll number will make Scrapbook)

ANNUAL (20 Marks)**A. Chart to be prepared**

Take up a ten-day challenge to live honestly! Create a calendar for ten days using the format given below. Write the situations and your honest actions in those situations in your calendar. One has been done for you.

Day	Situation	Honest Action
1.	I accidentally tore a page in the library book.	I informed the librarian and said I would handle it carefully next time

Or

The Journey Map (Visual Narrative)

The Task: Trace Kali's life like a travel map.

Action: Draw a winding path on a large sheet of paper. Mark the "milestones":

- ❖ Kovalam (Watching Padmini on TV).
- ❖ Chennai (Meeting Sarah Chanda).
- ❖ Kalakshetra (The tough training).
- ❖ The World Stage (Performing folk and classical dance).

Detail: For each milestone, draw a small icon (a TV, a hospital, a dance school, and a trophy).

(Prepare a project file based on the chart.)

(Roll 1 to 25 will make the first chart and 26 - till last roll number will make the second chart)

2nd LANGUAGE : HINDI

पुस्तक :

1. साहित्य दीपिका (भाग- 4)
2. शैली हिंदी व्याकरण (भाग- 4)

UNIT I

पुस्तक: साहित्य दीपिका (भाग-4)

- ❖ अध्याय- 1 ऐसा वर दो
- ❖ अध्याय- 3 मनस्वी अध्यापिका

पुस्तक: शैली हिंदी व्याकरण (भाग-4)

- ❖ अध्याय- 6 संज्ञा

(Follow whatever done in the class.)



HALF YEARLY**पुस्तक: साहित्य दीपिका (भाग-4)**

- ❖ अध्याय- 5 आलसी चीनू
- ❖ अध्याय-7 मित्रता
- ❖ अध्याय-8 अगर कहीं मैं घोड़ा होता

पुस्तक: शैली हिंदी व्याकरण (भाग-4)

- ❖ अध्याय-6 लिंग
 - वचन
- ❖ अध्याय-13 शब्द भंडार
 - पर्यायवाची शब्द – सूर्य से पुत्र तक
 - विलोम शब्द – पक्का से आरंभ तक
 - अनेक शब्दों के लिए एक शब्द – जो अभिनय करे से जो चित्र बनाता है
- ❖ अध्याय- 16 पत्र लेखन

(Follow whatever done in the class.)**UNIT II****पुस्तक: साहित्य दीपिका (भाग-4)**

- ❖ अध्याय-9 मुर्गे की बाँग और सूर्योदय
- ❖ अध्याय-11 दूध न पीने वाली बिल्ली
- ❖ अध्याय- 13 अहंकार की हार

पुस्तक: शैली हिंदी व्याकरण (भाग-4)

- ❖ अध्याय-7 सर्वनाम

(Follow whatever done in the class.)**ANNUAL****पुस्तक: साहित्य दीपिका (भाग-4)**

- ❖ अध्याय- 13 अहंकार की हार
- ❖ अध्याय-15 खुशी लुटाते हैं त्योहार
- ❖ अध्याय-16 महर्षि दधीचि

पुस्तक: शैली हिंदी व्याकरण (भाग-4)

- ❖ अध्याय-8 विशेषण
- ❖ अध्याय-9 क्रिया
- ❖ अध्याय-13 शब्द भंडार
 - पर्यायवाची शब्द – घर से वन तक
 - विलोम शब्द – इधर से आलस तक
 - अनेक शब्दों के लिए एक शब्द – मांस खानेवाला से मन को हर लेने वाला
- ❖ अध्याय-16 पत्र लेखन
 - अनुच्छेद लेखन

(Follow whatever done in the class.)

PROJECT (परियोजना)**HALF YEARLY**

अपने मित्र के साथ अपनी एक तस्वीर लगाकर उसके साथ बिताए हुए अच्छे पलों को 80 से 100 शब्दों में लिखिए।

या

संज्ञा पर एक परियोजना (नमूना) तैयार कीजिए।

ANNUAL

भारतीय पाँच त्योहारों का चित्र लगाते हुए 'खुशी लुटाते हैं त्योहार' कविता की प्रथम 12 पंक्तियाँ लिखते हुए परियोजना तैयार कीजिए।

या

पर्यायवाची शब्दों से सचित्र परियोजना (नमूना) तैयार कीजिए।

2nd LANGUAGE : BENGALI

পুস্তক:

- ১) আমার বাংলা ৪
- ২) ভাষাকমল ৪
- ৩) নীতিবিতান ৪

UNIT I

পুস্তক: আমার বাংলা ৪

- ❖ কবিতা- পরোপকার

পুস্তক: ভাষাকমল ৪

- ❖ শব্দ, পদ ও বাক্য গঠনের কৌশল
- ❖ লিঙ্গ

পুস্তক: নীতিবিতান ৪

- ❖ নাচিয়ে বাঁদর

(Follow whatever done in the class.)

HALF YEARLY**পুস্তক: আমার বাংলা ৪**

- ❖ কবিতা- সংকল্প
- ❖ গদ্য- নরহরি দাস
- ❖ কবিতা- পরোপকার (Revision)

পুস্তক: ভাষাকমল ৪

- ❖ বচন
- ❖ বিপরীতার্থক শব্দ (নির্বাচিত অংশ)
- ❖ এককথায় প্রকাশ (নির্বাচিত অংশ)
- ❖ পত্ররচনা (শ্রেণিতে করানো হবে)

পুস্তক: নীতিবিতান ৪

- ❖ বিরল প্রতিভা

(Follow whatever done in the class.)

UNIT II**পুস্তক: আমার বাংলা ৪**

- ❖ গদ্য- লোভে পাপ
- ❖ কবিতা- সংকল্প (Revision)

পুস্তক: ভাষাকমল ৪

- ❖ পদ পরিচয়
- ❖ সমার্থক শব্দ (নির্বাচিত অংশ)

পুস্তক: নীতিবিতান ৪

- ❖ একটা গাছ

(Follow whatever done in the class.)

ANNUAL**পুস্তক: আমার বাংলা ৪**

- ❖ কবিতা- ছড়া কাটার ছড়া
- ❖ গদ্য- আকাশের দুই বন্ধু
- ❖ গদ্য- লোভে পাপ (Revision)

পুস্তক: ভাষাকমল ৪

- ❖ ক্রিয়ার কাল
- ❖ পদ পরিবর্তন (নির্বাচিত অংশ)
- ❖ সমোচ্চারিত ভিন্নার্থক শব্দ (নির্বাচিত অংশ)
- ❖ অনুচ্ছেদ রচনা (শ্রেণিতে করানো হবে)

পুস্তক: নীতিবিতান ৪

- ❖ ঈশ্বর আছেন সব কিছুরে

(Follow whatever done in the class.)

প্রকল্প (Project):**Half yearly**

বাংলার যেকোনো একটি লোক উৎসবের নামসহ ছবি এঁকে একটি চার্ট বানাও (full size আর্ট পেপারে) এবং বাংলা Project copy-তে সেই লোক উৎসবটি সম্পর্কে দশটি বাক্য লেখো।

ANNUAL

পশ্চিমবঙ্গের যেকোনো একটি বিখ্যাত মেলার মডেল তৈরি করো এবং সেই বিশেষ মেলাটি সম্পর্কে বাংলা Project copy -তে দশ লাইন লেখো।

3rd LANGUAGE : HINDI**পুস্তক :**

1. মৃগয়া হিন্দী পাঠ্য পুস্তক (ভাগ 1)
2. হিন্দী সুলেখা মালা (ভাগ 1)

UNIT I**পুস্তক : মৃগয়া হিন্দী পাঠ্যপুস্তক (ভাগ 1)**

- ❖ পাঠ 2- বর্ণমালা (স্বর और व्यंजन वर्ण)
- ❖ পাঠ 3- অমাত্রিক শব্দ
- ❖ পাঠ 4 – আ की मात्रा



गिनती १ से २० तक (अंकों में)

१ से १० तक (शब्दों में)

पुस्तक: हिंदी सुलेख माला (भाग 1)

❖ पृष्ठ संख्या 3 से 27 तक

Follow whatever done in the class.

HALF YEARLY

पुस्तक :मृग्या हिंदी पाठ्यपुस्तक (भाग 1)

❖ पाठ 5-इ और ई की मात्रा

❖ पाठ 6- उ और ऊ की मात्रा

❖ पाठ 7-ऋ की मात्रा

❖ पाठ 9- ए और ऐ की मात्रा

❖ पाठ 10- ओ और औ की मात्रा

गिनती - २१ से ५० तक (अंकों में)

११ से ३० तक (शब्दों में)

❖ विलोम शब्द

❖ समान अर्थ वाले शब्द

पुस्तक: हिंदी सुलेख माला (भाग 1)

❖ पृष्ठ संख्या 28 से 52 तक

Follow whatever done in the class.

UNIT II

पुस्तक :मृग्या हिंदी पाठ्यपुस्तक (भाग 1)

❖ पाठ 11 – अनुस्वार, अनुनासिक और विसर्ग

❖ पाठ 15 -संयुक्त अक्षर और द्वित्व व्यंजन

❖ पाठ 17-ड़,ढ़ और आ,आगत व्यंजन

गिनती ५१ से ८० तक (अंकों में)

३१ से ५० तक (शब्दों में)

❖ सप्ताह के दिनों के नाम

पुस्तक: हिंदी सुलेख माला (भाग 1)

❖ पृष्ठ संख्या 53 से 65 तक

Follow whatever done in the class.

Class : IV

ANNUAL

पुस्तक : मृग्या हिंदी पाठ्यपुस्तक (भाग 1)

❖ पाठ 19- पकौड़ी

❖ पाठ 20- चतुर मछली

* फूलों के नाम

* फलों के नाम

*सब्जियों के नाम

*महीनों के नाम

*पक्षियों के नाम

* पशुओं के नाम

* रंगों के नाम

गिनती ८१ से १०० तक (अंको में)

विलोम शब्द

समान अर्थ वाले शब्द

पुस्तक: हिंदी सुलेख माला (भाग 1)

❖ पृष्ठ संख्या 41 से 47 तक

Follow whatever done in the class.

PROJECT (परियोजना)

HALF YEARLY

❖ स्वर वर्ण अ से औ तक नाम सहित सचित्र परियोजना तैयार कीजिए।

या

❖ आ,ई और ऊ की मात्रा से बने शब्दों का सचित्र एक परियोजना तैयार कीजिए।

ANNUAL

❖ एक पालतू पशु का चित्र लगाकर उसके विषय में पाँच पंक्तियाँ लिखते हुए एक परियोजना तैयार कीजिए।

या

❖ पाँच पक्षियों पर दो- दो पंक्तियाँ लिखते हुए सचित्र परियोजना तैयार कीजिए।

3rd LANGUAGE : BENGALI

Class : IV

পুস্তক:

সাহিত্য বন্থী (প্রথম ভাগ)

অনুলিপি ১

UNIT I

সাহিত্য বন্থী (প্রথম ভাগ)

- ❖ স্বরবর্ণ
- ❖ ব্যঞ্জনবর্ণ
- ❖ বর্ণ যোগে শব্দ গঠন
- ❖ কার যোগ

অ – কার যোগে শব্দ গঠন

আ – কার যোগে শব্দ গঠন

বাংলা সংখ্যা – ১-২৫



অনুলিপি ১

- ❖ পৃষ্ঠা = ৩-১৫

(Follow the regular class copy)

HALF YEARLY

সাহিত্য বন্থী (প্রথম ভাগ)

- ❖ ই – কার যোগে শব্দ গঠন
- ❖ ঈ – কার যোগে শব্দ গঠন
- ❖ উ – কার যোগে শব্দ গঠন
- ❖ ঊ – কার যোগে শব্দ গঠন
- ❖ পদ্য – আরাম
- ❖ গদ্য – আমার বাগান
- ❖ বাংলা সংখ্যা – ২৬-৫০

অনুলিপি ১

- ❖ পৃষ্ঠা = ১৬-৩০

(Follow the regular class copy)

UNIT II**সাহিত্য বল্লী (প্রথম ভাগ)**

- ❖ ঋ – কার যোগে শব্দ গঠন
- ❖ এ – কার যোগে শব্দ গঠন
- ❖ ঐ – কার যোগে শব্দ গঠন
- ❖ ও – কার যোগে শব্দ গঠন
- ❖ ঔ – কার যোগে শব্দ গঠন
- ❖ পদ্য – ছোটো নদী
- ❖ বাংলা সংখ্যা – ৫১-৭৫

অনুলিপি ১

পৃষ্ঠা – ৩১-৪৫

(Follow the regular class copy)

ANNUAL**সাহিত্য বল্লী (প্রথম ভাগ)**

- ❖ খণ্ডত্ – (ৎ) যোগে শব্দ গঠন
- ❖ অনুস্বার (ং) যোগে শব্দ গঠন
- ❖ শব্দের সাথে বিসর্গ (ঃ) যোগ
- ❖ শব্দের সাথে চন্দ্রবিন্দু (ঃ) যোগ
- ❖ পদ্য – মেঘের খেয়াল
- ❖ গদ্য – আমার কুকুর
- ❖ বাংলা সংখ্যা – ৭৬-১০০

অনুলিপি ১

❖ পৃষ্ঠা = ৪৬-৫৬

(Follow the regular class copy)

PROJECT**HALF YEARLY**

অ -কার, আ – কার, ই – কার, ঈ – কার যোগে দুটি করে শব্দ লেখো এবং সেই অনুযায়ী ছবি লাগাও।


ANNUAL

আমাদের দেশের জাতীয় পতাকার একটি ছবি অঙ্কন করে, জাতীয় পতাকা সম্পর্কে আটটি বাক্য লেখো।

MATHEMATICS

Books prescribed:

1. *ICSE FUN WITH MATHS (FRANK)*
2. *EMPOWERING MENTAL MATHS (PITAMBER)*
3. *APTITUDE AND REASONING (BLUE PRINT)*



UNIT I

ICSE FUN WITH MATHS

- ❖ Chapter 1: Numbers and Numeration.
- ❖ Chapter 2: Addition
- ❖ Chapter 3: Subtraction

EMPOWERING MENTAL MATHS

- ❖ Chapter 4: Numbers upto 10000
- ❖ Chapter 7: Addition and Subtraction
- ❖ Chapter 10: Addition and Subtraction upto numbers 10000

APTITUDE AND REASONING

- ❖ Chapter 5: Counting of Figures

(Follow whatever done in the class)

HALF YEARLY

ICSE FUN WITH MATHS

- ❖ Chapter 2: Addition (Revision)
- ❖ Chapter 3: Subtraction (Revision)
- ❖ Chapter 4: Multiplication
- ❖ Chapter 5: Division
- ❖ Chapter 6: Multiples and Factors
- ❖ Chapter 12: Geometry
- ❖ Chapter 13: Perimeter and Area

EMPOWERING MENTAL MATHS

- ❖ Chapter 1: Shapes Around Us
- ❖ Chapter 2: Geometry-View/Positions of solids
- ❖ Chapter 9: Multiplication and Division

APTITUDE AND REASONING

- ❖ Chapter 2: Coding-Decoding
- ❖ Chapter 6: Analogy and Classification

(Follow whatever done in the class)

UNIT II

ICSE FUN WITH MATHS

- ❖ Chapter 5: Division (Revision)
- ❖ Chapter 7: Fractions
- ❖ Chapter 8: Decimals
- ❖ Chapter 9: The Metric System
- ❖ Chapter 14: Symmetry and Patterns.

EMPOWERING MENTAL MATHS

- ❖ Chapter 3: Patterns

- ❖ Chapter 5: Fractions
- ❖ Chapter 6: Measuring Length
- ❖ Chapter 8: Measurement of Weight and Capacity

APTITUDE AND REASONING

- ❖ Chapter 1: Patterns

(Follow whatever done in the class)

ANNUAL

ICSE FUN WITH MATHS

- ❖ Chapter 9: The Metric System (Revision)
- ❖ Chapter 10: Time
- ❖ Chapter 11: Money
- ❖ Chapter 12: Geometry (Revision)
- ❖ Chapter 13: Perimeter and Area (Revision)
- ❖ Chapter 15: Data Handling

EMPOWERING MENTAL MATHS

- ❖ Chapter 12: Time and Calendar
- ❖ Chapter 13: Data Handling

APTITUDE AND REASONING

- ❖ Chapter 3: Alphabet Test
- ❖ Chapter 7: Ranking

(Follow whatever done in the class)

Project

HALF YEARLY

Model on Different types of Fraction and write relevant informations based on the same in your project copy

Or

Make a Model on Factor Tree of 24 and write the relevant informations based on the same in your project copy

ANNUAL

Make a Model on Different types of Fraction and write relevant informations based on the same in your project copy

Or

Make a Model on Measurement Park and write relevant informations based on the same in your project copy

SCIENCE

Books prescribed:

- 1) Step into Science Book-4 - Inventant Education

UNIT I

- ❖ Ch 1: Human Body: Food we eat
- ❖ Ch 2: Human Body: The Teeth
- ❖ Ch 3: Human Body: The Digestive and Excretory systems



HALF YEARLY

- ❖ Ch 4: Adaptations in Animals
- ❖ Ch 5: Adaptations in Plants
- ❖ Ch 6: Plants in the surroundings and environment
- ❖ Ch 7: Air

Revision: Ch 3: Human Body: The Digestive and Excretory systems

UNIT II

- ❖ Ch 8: Materials and Solutions
- ❖ Ch 9: Light
- ❖ Ch 10: Measurement

Revision: Ch 7: Air

ANNUAL

- ❖ Ch 11: Push and Pull
- ❖ Ch 12: Friction

Revision: Ch 4: Adaptations in Animals

- ❖ Ch 9: Light
- ❖ Ch 10: Measurement

PROJECT

HALF YEARLY

Make a model on: **Human Digestive System** or **Human Excretory System** or **Types of teeth** or **Structure of tooth** and write relevant information based on the same in project copy, cover and decorate the project copy according to the subject.

ANNUAL

Make a model based on: **'Shapes and patterns of leaves'** or **Oxygen Cycle** or **Layers of Atmosphere** or **Air Pollution** and write relevant information based on the same in project copy, cover and decorate the project copy according to the subject.

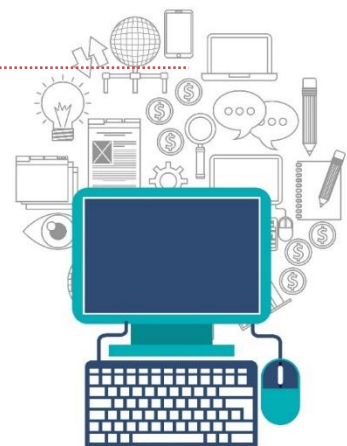
COMPUTER

Books prescribed:

INTEGRATED COMPUTING ESSENTIALS - INVENTANT

UNIT I

- ❖ Chapter 1: Computers-Storage and Memory Device
- ❖ Chapter 2: GUI Operating System-Desktop Management
(FOLLOW WHATEVER DONE IN THE CLASS)



HALF YEARLY

- ❖ Chapter 3: Exploring the Tools of MS Word 2016 and 2019
- ❖ Chapter 6: Step-Wise Thinking

Practical:

- ❖ Chapter 3: Exploring the Tools of MS Word 2016 and 2019
(FOLLOW WHATEVER DONE IN THE CLASS)

UNIT II

- ❖ Chapter 4: The Internet-Web Browser
- ❖ Chapter 5: Introduction to PowerPoint 2016 and 2019
(FOLLOW WHATEVER DONE IN THE CLASS)

ANNUAL

- ❖ Chapter 7: Features of File Management

Revision:

- ❖ Chapter 3: Exploring the Tools of MS Word 2016 and 2019
- ❖ Chapter 5: Introduction to PowerPoint 2016 and 2019
- ❖ Chapter 6: Step-Wise Thinking

Practical:

- ❖ Chapter 5: Introduction to PowerPoint 2016 and 2019
(FOLLOW WHATEVER DONE IN THE CLASS)

PROJECT

HALF YEARLY

A. Storage Devices Chart

Title: Storage Devices of a Computer

Draw or paste pictures of different storage devices and write 2–3 lines about each.

OR

B. Create your own Desktop

Paste the picture of Desktop.

Create Desktop Icons:

Make small colorful icons using paper:

Folder  File  Recycle Bin  My Computer Documents

Paste them on the desktop screen like a real desktop.

Do the projects in your computer project copy

ANNUAL

A. Before Internet vs After Internet Model

Divide the base into two parts:

Before Internet:	After Internet:
Letters	Email
Library books	Online classes
Landline phone	Video call
	Online shopping

OR

B. File Cabinet Model

Concept: Computer file management works like a file cabinet.

How to make:

Make a mini cabinet with matchboxes or small boxes.

Label drawers:

Folder Subfolder File

Use paper slips as files.

Explain:

Cabinet → Hard Disk

Drawer → Folder

Paper → File

Make a model . Write your name class section at the back of the model

SOCIAL STUDIES

Books prescribed:

1) Time Trek 4 (Indiannica learning)

2) Learning to locate (Navneet)

UNIT I

- ❖ Chapter- 1: Understanding History
- ❖ Chapter- 2 : Clues to the Past
- ❖ Chapter- 5: Rotation and Revolution
- ❖ Chapter- 6: Domains of the Earth

Workbook

- ❖ Chapter 2: Scale in a map
- ❖ Chapter 5: Continents and Oceans

HALF YEARLY

- ❖ Chapter 3: Marking the time
- ❖ Chapter 4: Responsibilities of a good citizen
- ❖ Chapter 7: Landforms and waterbodies
- ❖ Chapter 8: Understanding maps
- ❖ Chapter 12: Arid states of western India
- ❖ Chapter 1: Understanding History **(revision)**

Workbook

- ❖ Chapter 1: Elements of a map
- ❖ Chapter 3: Types of maps
- ❖ Chapter 4: Landform and water bodies
- ❖ Chapter 7: India - Political Divisions.

Map work

- ❖ States of India

UNIT II

- ❖ Chapter 9: States and Union Territories of India
- ❖ Chapter 10: States and union territories in the Northern Mountains
- ❖ Chapter 11: States in the Great Indian Plains
- ❖ Chapter 13: States in the Southern Plateau
- ❖ Chapter 14: States along the Coastline
- ❖ Chapter 15: Islands of India

Workbook

- ❖ Chapter 5: Continents and Oceans **(revision)**



ANNUAL

- ❖ Chapter 16: Physical divisions of India
- ❖ Chapter 17: Rivers of India
- ❖ Chapter 18: Unity in Diversity
- ❖ Chapter 19: Pollution- It's Effects and Prevention
- ❖ Chapter 4: Responsibilities of a good citizen (revision)
- ❖ Chapter 7: Landforms and waterbodies (revision)

Workbook

- ❖ Chapter 6: India- Physical features
- ❖ Chapter 8: India- Thematic

Map work

- ❖ Union territories of India
- ❖ Revision mapwork of Half Yearly Examination

PROJECT

HALF YEARLY

GEOGRAPHY (For Roll no- 1 to 30)

- ❖ Prepare a model on any two major tourist attractions located on the islands of India. Highlight the main features of this tourist attraction. Use an interleaf project copy for writing the main features.

HISTORY (For Roll no- 31 to last)

- ❖ Make a colourful poster (use colour chart paper) with pictures highlighting the main festival OR traditional clothing of the following states:
 - i) Jammu and Kashmir
 - ii) West Bengal
 - iii) Maharashtra
 - iv) Kerala
 - v) Assam
 - vi) Tamilnadu

OR

- ❖ Make a colourful collage on four eras of history
 - Prehistory -any 3 picture
 - Ancient history - any 3 picture
 - Mediaeval history -any 3 picture
 - Modern history - any 3 picture

OR

- ❖ Make a model on any one of four eras of history.

ANNUAL

HISTORY (For Roll no- 1 to 30)

- ❖ In an interleaf copy prepare a project mentioning the ways in which we can combat pollution through small changes in our lifestyle and can apply the 3R's in our daily life.

GEOGRAPHY (For Roll no- 31 to last)

- ❖ Prepare a model or chart along with project copy on the different minerals found in the Southern Plateaus.

Artificial Intelligence

Class : IV

Books prescribed:

Touchpad Artificial Intelligence 4

HALF YEARLY

- ❖ Ch.1 - AI Inventions.
- ❖ Ch-2 Human Vs Artificial Intelligence.
- ❖ Ch-3-How AI Works in Different Application.
(FOLLOW THE WORK DONE IN THE CLASS)

ANNUAL

- ❖ Ch-4 Latest Robots
- ❖ Ch-5- Fields Where Robots Are Used
(FOLLOW THE WORK DONE IN THE CLASS)

HALF-YEARLY PROJECT: Project to be given in the class.

ANNUAL PROJECT: Project to be given in the class.

MORAL SCIENCE

Books prescribed:

Be the Best Opening Doors to Life Skills.- MYSTONE EDUCATION

UNIT I

Self Awareness


- ❖ Ch 1. I Believe in Me!.....

Emotional Regulation

- ❖ Ch 2. Facing Fear With Courage.

Communication Skills

- ❖ Ch 3. Communication Through Body Cues
Daily Morning Prayer



HALF YEARLY

Social Skills

- ❖ Ch 4. Travelling Around.

Environmental Awareness

- ❖ Ch 5. Caring about Environment.

Safety Skills

- ❖ Ch 6. Safe and Unsafe Touch
National pledge

UNIT II

Self-care Skills

- ❖ Ch 7. Unplug and Play!

Financial Literacy

- ❖ Ch 8. Save Today, Secure Tomorrow.

Time Management

- ❖ Ch 9. Every second matters!
National Anthem

ANNUAL

Digital Literacy

- ❖ Ch 10. The Marks We Leave Online...

Critical Thinking

- ❖ Ch 11. Think Out of the Box!

Brain Up!

- ❖ Ch 12. Switch On Your Brain!
Prayer at the Close of the day

SUPW

Books prescribed:

- 1) *Learn with Fun*



HALF YEARLY

Topic 1 : Poster Making (Environmental Awareness)

Topic 2: Tri Colour Pot Decoration

Topic 3: Pen Stand Making

- ❖ File Preparation
- ❖ Project Work – Village life / City Life model (Cardboard cartoons)
(Project Work will be explained with reference picture in the Class).
(Follow the Activities Done in the Class)

ANNUAL :

Topic 4 :First Aid Box Making

Topic 5 : Best Out of Waste

Topic 6 : Jute Art

- ❖ File Preparation
- ❖ Project Work – Wall Hangings
(Project Work will be explained with reference pictures in the Class)
(Follow the Activities Done in the Class)

ART EDUCATION



Books prescribed:

- 1) *Expressions Art and craft Book -4- Unicorn*
- 2) *Era's Art Magic Book-4- Era*

- ❖ **Question paper Pattern:-** 10(Theory)+ 25(Seen drawing)+ 25(Unseen Drawing)
+20(classwork Copy)+20(Album Book)= 100 marks.

Half-Yearly

Materials need for regular drawing classes:- Drawing Book, Drawing copy, Water colour set, Round brush, small container 1pcs of cotton cloth, 1big palatte, 1pcs of Black sketch pen/ glass marking pencil.

- ❖ **Theory part:-** Follow whatever done in class for theory portion.

- ❖ **Practical Part:-**

Book:- Expressions Art and craft Book -4 – Full Book.

Seen Drawing:- a. Scenery/Composition – follow whatever done in the classroom.
b. Pencil Shading.

Unseen Drawing:- Topic will be disclosed during exam hall.

ANNUAL Examination

Materials need for regular drawing classes:- Drawing Book, Drawing copy, Water colour set, Round brush, small container 1pcs of cotton cloth, 1big palatte, 1pcs of Black sketch pen/ glass marking pencil.

- ❖ **Theory part:-** Follow whatever done in class for theory part.

- ❖ **Practical part:-**

Book:- Era's Art Magic Book-4- Full Book.

Seen Drawing:- a. Scenery/Composition – follow whatever done in the classroom.
b. Pencil Shading.

Unseen Drawing:- Topic will be disclosed during exam hall

Project**Half Yearly**

Draw 5 scenery, each scenery based on any one **Domestic Animals**. After completion of 5 scenery make a picture album book and decorate the album book. (**Drawing Album Book size must be 30 cm (Length) X 12 cm(Breadth) size**).

ANNUAL

Draw 5 scenery, each scenery based on any one **Wild Animals**. After completion of 5 scenery make a picture album book and decorate the album book. (**Drawing Album Book size must be 30 cm (Length) X 12 cm(Breadth) size**).

P.T.



Class : IV

HALF YEARLY

- ❖ March Past
- ❖ Jogging
- ❖ General Warming-up.
- ❖ Free Hand Exercises (Head to Toe or Toe to Head)
- ❖ Fitness Training:
 - ✓ Push-ups
 - ✓ Squats
 - ✓ Lunges
 - ✓ Bend knee sit-ups
 - ✓ Mountain Climbers
 - ✓ Jumping Jack
- ❖ Indoor Games
- ❖ Team sports:
 - ✓ Soccer
 - ✓ Handball
 - ✓ Kho-Kho

ANNUAL

- ❖ March Past
- ❖ Jogging
- ❖ General Warming-up
- ❖ Free Hand Exercises (Head to Toe or Toe to Head)
- ❖ Tug-Of-War
- ❖ Fitness Training:
 - ✓ Push-ups.
 - ✓ Sit & Reach
 - ✓ Lunges
 - ✓ Walk down
 - ✓ Planks
 - ✓ Leg lift
 - ✓ Skipping
- ❖ Annual Sports Day Activities

General Knowledge



Books prescribed:

1. Wisdom Trove - Global Rise Publication

UNIT I

- ❖ Chapter 1 :- Famous Paintings Of All Times

- ❖ Chapter 2 :- Space Exploration
 - ❖ Chapter 3 :- Brain Teaser
 - ❖ Chapter 4:- Carnivorous Plants
 - ❖ Chapter 5:- Search Engines
 - ❖ Chapter 6:- Luxury Brands
 - ❖ Chapter 7:- Helpful Robots for Household Tasks
 - ❖ Chapter 8:- Inspiring Sports Persons Of Today
- Current Affairs**

HALF YEARLY

- ❖ Chapter 9 :- Nobel Laureates Of India
- ❖ Chapter 10 :- Amazing Dance Forms
- ❖ Chapter 11 :- Animated Disney Movies
- ❖ Chapter 12 :- Towering Heights
- ❖ Chapter 13:- Adventure Destinations In India
- ❖ Chapter 14:- Logical Thinking
- ❖ Chapter 15:- Good Sportsman Spirit
- ❖ Chapter 16:- Children's Classics
- ❖ Chapter 17:- Indians Winning International Awards
- ❖ Chapter 18:- Rock Your Brain

UNIT II

- ❖ Chapter 19 :- Weird Buildings In India
 - ❖ Chapter 20 :- Cricket Terminology
 - ❖ Chapter 21 :- Coldest Places In India
 - ❖ Chapter 22:- Palindromes
 - ❖ Chapter 23:- International Airports In India
 - ❖ Chapter 24:- International Airlines
 - ❖ Chapter 25:- Amazing National Flag
 - ❖ Chapter 26:- Scientific Instruments
- Current Affairs**

ANNUAL

- ❖ Chapter 27 :- International Sports Organisation
- ❖ Chapter 28 :- Famous Indian Personalities
- ❖ Chapter 29:- Facial Emojis
- ❖ Chapter 30:- Light! Camera! Action!
- ❖ Chapter 31:- Indian National Flag
- ❖ Chapter 32:- What To Do
- ❖ Chapter 33:- Amusement Parks In India
- ❖ Chapter 34:- Fastest Animals
- ❖ Chapter 35:- Adventure Water Sports
- ❖ Chapter 36:- Sci -Fi Super Heroes

ENGLISH HANDWRITING & SPELLING AND DICTATION

Class : IV

UNIT 1

FOLLOW THE CLASSWORK COPY

HALF YEARLY

FOLLOW THE CLASSWORK COPY

UNIT 2

FOLLOW THE CLASSWORK COPY

ANNUAL

FOLLOW THE CLASSWORK COPY.

DANCE

HALF YEARLY

- ❖ Zumba Dance
- ❖ Prop Dance
- ❖ Semi-Classical Dance

ANNUAL

- ❖ Western Dance
- ❖ Folk Dance
- ❖ Patriotic Dance



English Reading / Conversation

Books prescribed:

Book- Timeless Treasure(Classic Short Stories)

UNIT I

- ❖ Chapter -1 The Honest Woodcutter
- ❖ Chapter – 2 The Donkey and the Tiger

HALF YEARLY

- ❖ Chapter -3 King Bruce and the Little Spider
- ❖ Chapter- 4 The Parrot's Eye
- ❖ Chapter –5 Heidi Comes to Frankfurt.

UNIT II

- ❖ Chapter 6- Shivaji Meets Afzal Khan
- ❖ Chapter 7- The Elves and the Shoemaker

ANNUAL

- ❖ Chapter - 8 The Wise Emperor and the Empty Pot.
- ❖ Chapter – 9 Black Beauty.

MUSIC

HALF YEARLY

- ❖ Bandana
- ❖ Patriotic Song
- ❖ English Song.
- ❖ Tagore Song



ANNUAL

- ❖ Mantra
- ❖ English Song
- ❖ Bhajan
- ❖ Taal

KARATE

HALF YEARLY

- ❖ Shikodachi Zodan Zuki
- ❖ Shikodachi Sodan Uki
- ❖ Zenkusudachi Hip Lebel Mai Geri With Advance
- ❖ Shikodachi Gidan Gyakuzuki With Advance
- ❖ Squat and Push-up
- ❖ 8 Step Kata

ANNUAL

- ❖ Shikodachi Down Empi Uchi With Advance
- ❖ Shikodachi Gidan Uki
- ❖ Shikodachi Shuto Uchi
- ❖ Zenkusudachi Chin Lebel Mawashi Geri With Advance
- ❖ Squat and Push-up
- ❖ Full Kata



YOGA

Class : IV

HALF YEARLY

- ❖ Yoga prayer
- ❖ Om chanting
- ❖ Pawanmuktasana
- ❖ Ardha Chakrasana
- ❖ Ardha Halasana
- ❖ Ekpada Shalabhasana

ANNUAL

- ❖ Janushirasana
- ❖ Bhadrasana
- ❖ Dhanurasana
- ❖ Utthanpadasana
- ❖ Setubandha

