

SYLLABUS 2026-27

CLASS : II



शिक्षा का दीप जलाएँ - सहयोग का हाथ बढ़ाएँ

AGRASAIN BOYS' SCHOOL

[Affiliated to Council for the Indian School Certificate Examinations, New Delhi]

21/A, Agrasain Street, Liluah, Howrah-711204

Phone : 2655 4544 / 4547 | E-mail : absceo@rediffmail.com



AGRASAIN BOYS' SCHOOL

Affiliated to the Council for the Indian School Certificate Examinations, New Delhi
21/A, Agrasain Street, Liluah, Howrah - 711 204
Website: www.agrasainboysschool.edu.in
Email: absceo@rediffmail.com / Phone: 033 2655 4544/47

SYLLABUS : 2026-27

Class : II

Class : II

ENGLISH LANGUAGE :

Books prescribed:

- 1. Burlington English Grammar bk 2**
- 2. Super Comprehension with Composition bk 2**
- 3. Competency Booster**

UNIT-I EXAMINATION:

Book: Burlington English Grammar Book 2

- Unit 10: The Sentence
 - 10.1 Statement and Question
 - 10.2 Question Words
- Unit 11: Special Marks
 - Capital Letter/ Full Stop/ Question Mark/ Apostrophe
- Unit 2: A, An, The
- Unit 1: Naming Words
- Common and Special
- Unit 5: This/That/These/Those
- Vocabulary
- Unit 12: Understanding Words
 - 12.2 Opposite
- Book: Super Comprehension with Composition bk 2 – Follow the Classwork
- **Writings Skills:**
 - Unseen Comprehension
 - Unseen Paragraph Writing
 - Follow whatever done in the class

HALF YEARLY EXAMINATION :

Book: Burlington English Grammar Book 2

- Unit 1: Naming Words
 - 1.2 Gender
 - 1.3 One and more than one
- Unit 3: Words Used in Place of Naming Words
 - 3.1 I, You, He, She, It, We, They
 - 3.2 Me, You, Him, Her, It, Us, Them
- Unit 4: Describing Words
 - 4.1 Describing Words
 - 4.2 Comparisons
 - Vocabulary
- Unit 12 :
 - 12.1 Words that mean the same

Book: Super Comprehension with Composition bk 2 – Follow the Classwork

- **Writings Skills:**
 - Unseen Comprehension
 - Unseen Picture Composition

Book: Competency Booster

- Ch1: My Family
- Ch 2: Neighbourhood
- Ch 3: People Who Help Us
- Follow whatever done in the class

UNIT II EXAMINATION:

Book: Burlington English Grammar book 2

- Unit 6: Doing and Helping Words
 - 6.1 Doing Words - Meaning
 - 6.2 am/is/are
 - 6.3 has/have/ had
 - 6.4 was/were
 - 6.5 Short Forms
 - Vocabulary

Class : II

- Unit 12 :

12.3 Forming New Words

Book: Super Comprehension with Composition bk 2 – Follow the Classwork

- **Writing Skills**

- Unseen Comprehension
- Unseen Story Writing (With the help of given clues)
- Follow whatever done in the class

ANNUAL EXAMINATION:

Book: Burlington English Grammar Book 2

- Unit 7: Words that Show Time of Action

7.1 Play/Plays Go/Goes

7.2 am/is/are + Doing Words + ing

7.3 Talking About Past

- Unit 8: Position Words
- Unit 9: Joining Words

Vocabulary

- Unit 12: Understanding Words

12.4 Words That Go together

Book: Super Comprehension with Composition bk 2 – Follow the Classwork

- **Writing Skills**

- Unseen Comprehension
- Unseen Paragraph Writing
- Unseen Story Writing (With the help of given clues)

Book: Competency Booster

- Ch 4: Trees – Our Best Friend
- Ch 5: Our Pets
- Ch 6: Birthday Party
- Follow whatever done in the class.

- **ENGLISH LANGUAGE PROJECT :**

HALF YEARLY EXAMINATION:

- Make a Chart on “THE GENDER GALAXY”
- Pair the following nouns with their opposite gender:
Father, Tigress, Prince, Queen, Lion, Witch, Peahen, Vixen, Goose, Bridegroom

- Use your creativity to present your project work.


Note: Use a Full-Size Chart paper and paste pictures of the nouns. Demonstration of the Project will be done in the class in the ENGLISH LANGUAGE PROJECT COPY where they have to solve the given worksheet:

- Complete the sentences with opposite pair of gender:
 1. The husband is tall; theis short.
 2. The waiter serves food; the brings water.
 3. The actor performed well; the sang beautifully.
 4. The man is working; the is cooking.
 5. The hero saved the people; thethanked them.
 6. The son plays piano; the sings a song.
 7. The horse ran fast; the trotted slowly.
 8. The emperor is strict; theis gentle.

OR

Make a Model of "NOUN CITY"





Use your creativity and refer the give picture to complete your project.



Note: Demonstration of the Project will be done in the class in the ENGLISH LANGUAGE PROJECT COPY where they have to solve the given worksheet:

- Put the nouns in the correct box:

caterpillar	school	tree
sun	sister	dog
man	house	hat
ant	doctor	frog
gas station	family	zoo
	pizza	

 People <hr/> <hr/> <hr/>	 Animals <hr/> <hr/> <hr/>
 Places <hr/> <hr/> <hr/>	 Things <hr/> <hr/> <hr/>

ANNUAL EXAMINATION:

Make a chart on “MY FIRST PICTURE DICTIONARY”

1. Make 2 words that end with ing
2. Make 2 words that end with oon
3. Make 2 words that end with an
4. Make 2 words that end with at
5. Make 2 words that end with all

NOTE: You can refer the picture given below. Use a full-size chart paper and related pictures to complete your chart. Demonstration of the Project work will be done in the class in the ENGLISH LANGUAGE PROJECT COPY. Choose 5 words from your PICTURE DICTIONARY and make sentences with them



OR

Make a Model on THE VERBS IN MOTION

Use your creativity and refer the given picture to complete your project.



Class : II

Q. Complete the sentences with correct verb to be.

- 1) I ____ a teacher in this school.
- 2) She ____ a good teacher.
- 3) Who ____ I speaking to, Please?
- 4) Robert ____ speaking to his boss.
- 5) It ____ an appropriate reason.
- 6) I ____ the first one to wish you.
- 7) He ____ a wise boy who speaks little.
- 8) She ____ a great woman of wisdom.
- 9) I ____ happy when it rains.
- 10) James ____ truly a good man.

is

are

am

Note: Demonstrations of the model will be done in the class in the ENGLISH LANGUAGE PROJECT COPY where they have to solve the given worksheet:

❑ ENGLISH LITERATURE :

Books Prescribed:

Gem's English Reader Bk - 2

Publisher - Ratna Sagar

UNIT-I EXAMINATION :

Chapter 1: The Tale of Mrs. Tiggy- Winkle (story)

*Lambkins (Poem)

Chapter 2: The little Duckling (story)

* Pitter - Patter (Poem)

* Follow whatever done in the Classwork Copy.

HALF YEARLY EXAMINATION :

Chapter 3: Thank you, Friends! (Story)

We Love Our School (Poem)

Chapter 4: A Party in the Park. (Story)

Chapter 5: Save Jamuni (Story)

* The Rainbow Fairies (Poem)

* Follow whatever done in the Classwork Copy.

UNIT-II EXAMINATION :

Chapter 6: A visit to Shillong. (Story)

Chapter 7: Vinni the Vaccine. (Story)

* The Mother Bird. (Poem)

* The Swing (Poem)

Follow whatever done in the Classwork Copy.

ANNUAL EXAMINATION :

Chapter 8: The New Metro. (Story)

Chapter 9: The Unhappy Bus. (Story)

Chapter 10: Pitpat's Journey. (Story)


Chapter 11: Raja and the Robot. (Story)

* Our Kittens (Poem)

Follow whatever done in the Classwork Copy.

PROJECT : Topic - Gift of Trees

HALF YEARLY EXAMINATION :



1. Stick/Draw a neat picture of a tree in your project copy. (Refer your text book Pg no. 41)
2. Complete the missing letters given words related to trees.
3. Make **two meaningful** sentences using each completed words.

Things required

1. Crayons colours
2. Fevicol (Tube)
3. Project copy

Note – Do the project in the English Literature project copy. Cover and decorate the copy according to the subject)

OR

Topic - Play Safe Holi.

Ask students to paste or draw a Holi picture in the centre of the page.

Children will make colour splashes by crumpling tissue paper and sticking it around the picture.

On the top write the heading:



ANNUAL EXAMINATION: Topic – Imagination to Innovation



Look at the model of a Robot made from modelling clay / playdough.

1. Make **Your Own Robot** with Modelling clay/playdough (Refer your Text Bk Pg no 93)
2. Use different colours to make the head, body & hands and legs.
3. Add small details like eyes, buttons, mouths etc.
4. Stick/Paste your robot on your project copy
5. Write 5- 6 sentences about your robot (e.g ... My robot's name is, It can.....,It helps me

Things required

1. Playdough (Different colours as per choice)
2. Fevicol (Tube)
3. Project copy

Note – Do the project in the English Literature project copy. Cover and decorate the copy according to the subject)

OR

Ask students to paste one picture/object for each rainbow color.

Red – apple 🍏

Orange – orange 🍊

Yellow – sun ☀️

Green – leaf 🌿

Blue – sky ☁️

Indigo – grapes 🍇

Violet – flower 🌸

Note – Do the project in the English Literature project copy. Cover and decorate the copy according to the subject)

❑ SECOND LANGUAGE HINDI :

पुस्तक- १) केसर (हिंदी पाठमाला) – भाग २

२) पुरुषोत्तम सुलेखमाला – भाग २

UNIT-I EXAMINATION :

पुस्तक- १) केसर (हिंदी पाठमाला) – भाग २

पाठ-1) भोर हुई (कविता)

पाठ-2) बाबा का दस्ताना

२) पुरुषोत्तम सुलेखमाला - भाग २

पृष्ठ संख्या – (3 से 10 तक)

Follow whatever done in the Class.

HALF YEARLY EXAMINATION :

पुस्तक- १) केसर (हिंदी पाठमाला) - भाग २

पाठ -3) अपनी चीजें रखो सँभाल

पाठ -4) डब्बू भैया

पाठ -5) आसमान गिरा

पाठ -11) बंबू खाँ (कविता)

Class : II

- अनुच्छेद लेखन
- २) पुरुषोत्तम सुलेखमाला - भाग २
पृष्ठ संख्या - (14 से 25 तक)
Follow whatever done in the Class.

Half Yearly Project-

परियोजना - 1) “बंबू खाँ” (कविता) से संबंधित चित्र लगाते हुए कविता की प्रथम दस पंक्तियाँ हिंदी परियोजना पुस्तिका में लिखिए।

- 2) “आसमान गिरा” पाठ से संबंधित पात्रों का सचित्र एक परियोजना तैयार करें।

Class : II

UNIT- II EXAMINATION :

- पुस्तक- १) केसर (हिंदी पाठमाला)- भाग २
पाठ -6) गोविंदन की सूझ - बूझ
पाठ -7) कौन शरारत कर जाता (कविता)

- २) पुरुषोत्तम सुलेखमाला - भाग २
पृष्ठ संख्या - (23 से 32 तक)

Follow whatever done in the Class.

ANNUAL EXAMINATION :

- पुस्तक- १) केसर (हिंदी पाठमाला) - भाग २
पाठ-5) आसमान गिरा
पाठ-8) खिलौने हँसने लगे
पाठ -12) चतुर अयाज
पाठ -14) जोकर (कविता)

- अनुच्छेद लेखन
- २) पुरुषोत्तम सुलेखमाला - भाग २
पृष्ठ संख्या - (33 से 40 तक)
Follow whatever done in the Class.

Annual Project-

- परियोजना - 1) “जोकर” (कविता) से संबंधित चित्र लगाते हुए कविता की प्रथम आठ पंक्तियाँ हिंदी परियोजना पुस्तिका में लिखिए।
- 2) अपने प्रिय खिलौने के साथ खेलते हुए एक सचित्र परियोजना तैयार करें।

❑ SECOND LANGUAGE BENGALI :

১. আমার বাংলা (২)
২. আমার হাতের লেখা (২)

UNIT-I EXAMINATION :

আমার বাংলা (২)

- ব্যঞ্জনবর্ণ যোগ করে শব্দ গঠন:
খন্ড-ত (ৎ) যোগ, অনুস্বার (ং) যোগ, বিসর্গ (ঃ) যোগ, চন্দ্রবিন্দু যোগ। (পৃষ্ঠা = ৫-৬)
- কবিতা- বাবুরাম সাপুড়ে (সুকুমার রায়)
- গদ্য- জোরে জোরে পড়ো (সকাল হল) (পৃষ্ঠা = ১৩-১৪)
পুস্তকের নাম- আমার হাতের লেখা ২
পৃষ্ঠা- ৩ থেকে ১২ পর্যন্ত।
(Follow whatever done in the class)

HALF YEARLY EXAMINATION :

পুস্তকের নাম- আমার বাংলা (২)

- ব্যঞ্জনবর্ণ যোগ করে শব্দ গঠন-
- 'য'- ফলাযোগ, 'র'-ফলাযোগ, 'ল'- ফলাযোগ, 'ব'- ফলাযোগ। (পৃষ্ঠা = ৭-৮)
- গদ্য - জোরে জোরে পড়ো (এখন শীতকাল) (পৃষ্ঠা = ১৮-১৯)
- কবিতা - আমাদের গ্রাম (বন্দে আলি মিয়া)
- গদ্য- জোরে জোরে পড়ো (বিক্রম আমাদের ক্লাসের সবথেকে ভালো ছেলে) (পৃষ্ঠা = ৩১)
- অনুচ্ছেদ- শ্রেণিতে করানো হবে।
পুস্তকের নাম-
আমার হাতের লেখা ২
পৃষ্ঠা- ১৩ থেকে ২৪ পর্যন্ত।
(Follow whatever done in the class)

UNIT- II EXAMINATION :

পুস্তকের নাম - আমার বাংলা (২)

- ব্যঞ্জনবর্ণ যোগ করে শব্দ গঠন (মূর্ধন্য যোগ, দন্ত্য -ন যোগ) (পৃষ্ঠা = ৯)
- গদ্য- জোরে জোরে পড়ো (দ্বিখিজয় বাবু ছবি আঁকা শেখান) (পৃষ্ঠা = ৩২)
- কবিতা - খুকি ও কাঠবেড়ালি

পুস্তকের নাম - আমার হাতের লেখা ২

পৃষ্ঠা ২৫ থেকে ৩৬ পর্যন্ত।

(Follow whatever done in the class)

ANNUAL EXAMINATION:

পুস্তকের নাম- আমার বাংলা (২)

- ব্যঞ্জনবর্ণ যোগ করে শব্দ গঠন ('ম' - ফলাযোগ, রেফ যোগ) (পৃষ্ঠা = ১০)
মূর্ধন্য যোগ, দন্ত্য - ন যোগ (revision)

Class : II

- গদ্য- জোরে জোরে পড়ো (বাল্যকাল থেকেই আমার গল্প শোনার অভ্যাস) (পৃষ্ঠা = ৪৫)
- গদ্য- বুদ্ধির পরীক্ষা
- কবিতা – বারোমেসে (সুভাষ মুখোপাধ্যায়)
- কবিতা – ভেলকি (অন্নদাশঙ্কর রায়)
- অনুচ্ছেদ - শ্রেণিতে করানো হবে

পুস্তকের নাম- আমার হাতের লেখা ২

পৃষ্ঠা ৩৭ থেকে ৪৮ পর্যন্ত।

(Follow whatever done in the class)

Half Yearly Project-

তোমার প্রিয় খেলা বিষয়ক একটি ছবি আঁকো এবং সেই খেলা সম্পর্কে পাঁচটি বাক্য লেখো।

(পুরো বিষয়টি একটি A3 Size পেপারে করতে হবে।)

Annual Project-

আমার পরিচয়ের বৃত্ত

নানা আকারের ছয়টি রঙিন বৃত্তাকার কাগজ কেটে, ছোটো থেকে বড়ো বৃত্তাকার কাগজে যথাক্রমে নিম্নলিখিত ছবিগুলি লাগাতে হবে-

১. তোমার ছবি ও তোমার নাম
২. তোমার বাড়ির ছবি ও এলাকার নাম
৩. তোমার বিদ্যালয়ের ছবি ও নাম
৪. তোমার জেলার নাম ও একটি দর্শনীয় স্থানের ছবি
৫. তোমার রাজ্যের নাম ও রাজ্যটির একটি মানচিত্র
৬. তোমার দেশের নাম ও দেশের একটি মানচিত্র

সবশেষে বৃত্তাকার কাগজগুলিকে ছোটো থেকে বড়ো আকারে সাজিয়ে আটকাতে হবে।

❑ ENVIRONMENTAL STUDIES :

BOOK – CANDID NEW TRENDS IN ENVIRONMENTAL STUDIES BOOK- 2
PUBLISHER - EVERGREEN

UNIT-I EXAMINATION :

- Ch 1 About Me
 - Ch 2 Parts of Body
 - Ch 3 My Extended Family
 - Ch 4 Care of old and differently challenged
- Follow the classwork done in the book and copy.

HALF YEARLY EXAMINATION :

- Ch 5 Festivals are Fun
- Ch 6 Food
- Ch 7 Water
- Ch 8 Shelter
- Ch 9 Clothes

Class : II

Ch 10 Air

FOLLOW THE CLASSWORK DONE IN THE BOOK AND COPY

UNIT-II EXAMINATION :

Ch 11 Clean Surroundings

Ch 12 Healthy Body and Mind

Ch 13 Public Places in the Neighbourhood

Ch 14 People Who Help Us

Ch 15 Safety at Public Places

Ch 16 Plants

FOLLOW THE CLASSWORK DONE IN THE BOOK AND COPY

ANNUAL EXAMINATION :

Ch 17 Animals

Ch 18 Transport

Ch 19 Communication

Ch 20 The Sun, Moon, Sky and Stars

Ch 21 Time, Space and Directions

Ch 16 Plants (Revision)

FOLLOW THE CLASSWORK DONE IN THE BOOK AND COPY

PROJECT

HALF YEARLY EXAMINATION

“CELEBRATING DIVERSITY”

Make an album on Indian Festivals. Stick or draw pictures on any five festivals and write 2 lines on each festival.

(Use colourful chart papers to make the project).


(Note-Do the project on a full chart paper and use your creativity to present it and demonstrate the project in the EVS project copy. Cover and decorate the copy according to the subject)

OR

“WATER”

Create a model to show the water cycle or sources of water or save water (any one model)

(Note-Do the project as a model and use your creativity to present it and demonstrate the project in the EVS project copy. Cover and decorate the copy according to the subject)



Picture for reference

OR

“AIR POLLUTION”

Make a model on AIR POLLUTION (for reference see the picture given below)
(Note-Do the project as a model and use your creativity to present it and write six lines about causes and effects of air pollution in the EVS project copy. Cover and decorate the copy according to the subject)



Class : II

ANNUAL EXAMINATION

“WEAVE AND WEAR”

Collect fabric materials of different types like cotton, jute, silk and wool. Make photo frames, stick the materials inside the frames and label them. Stick pictures of at least two clothes made from each material.

Create a chart with the fabric types and pictures of clothes made from those fabrics.
(Note-Do the project on a full chart paper and use your creativity to present it and demonstrate the project in the EVS project copy. Cover and decorate the copy according to the subject)

OR

“EARTH AND MOON ROTATION AND REVOLUTION ”

Make a model to show the rotation and revolution of earth and moon.

(Note-Do the project as a model and use your creativity to present it and demonstrate the project in the EVS project copy. Cover and decorate the copy according to the subject)



Picture for reference

OR

“TRANSPORT AND COMMUNICATION”

Make a model on different modes of transport and communication.

(Note-Do the project as a model and use your creativity to present it and write five lines about different types of transportation and communication in the EVS project copy. Cover and decorate the copy according to the subject)

❑ MATHEMATICS :

(1) Maths Joy (Bk-2)

(2) Mind Maths (2)

UNIT-I EXAMINATION :

Maths Joy (MJ) BK – 2

- Chap 1 - Numbers upto 999
- Chap 2 – Cardinal and Ordinal numbers
- Chap 11 – Data Handling

Mind Maths (MM) BK-2

Worksheet - 1, 2, 4, 5, 6, 7, 8, 9, 10, 11, 12, 13, 14, 17, 18, 67, 68, 69, 70.

[FOLLOW WHATEVER DONE IN THE CLASS]

HALF YEARLY EXAMINATION :

Maths Joy (MJ) BK – 2

- Chap 3 - Addition
- Chap 4 - Subtraction
- Chap 5 - Multiplication
- Chap 12 - Patterns
- Tables 2 to 12
- Chap 1- Numbers up to 999 (Revision)

Mind Maths (MM) BK-2

- Worksheets – 15, 16 ,19 , 20 , 21 , 22 , 23 , 24 , 25 , 26, 31, 32, 33, 34, 35, 36, 56, 57, 58 , 59

[FOLLOW WHATEVER DONE IN THE CLASS]

UNIT-II EXAMINATION :

Maths Joy (MJ) BK – 2

- Chap 6 - Division
- Chap 8 – Plane and Solid Shapes
- Tables 2 to 12 (Revision)

Mind Maths (MM) BK-2

- Worksheets – 37 , 38 , 39 , 40 , 41 , 42 , 53 , 54 , 55

[FOLLOW WHATEVER DONE IN THE CLASS]

ANNUAL EXAMINATION :

Maths Joy (MJ) BK – 2

- Chap 7 – Money
- Chap -9 Measurements
- Chap -10 Time
- Chap 6 - Division (Revision)
- Chap 4 - Subtraction (Revision)

Mind Maths (MM) BK-2

- Worksheet – 47, 48, 49, 50, 51, 52, 60, 61, 62, 63, 64, 65, 66.
[FOLLOW WHATEVER DONE IN THE CLASS]

PROJECTS TOPICS :

HALF-YEARLY EXAMINATION :

- Take a colourful print out of Pg No 6 of Worksheet 3 from your Maths Joy Book. Paste the colourful print out in your Maths Project Copy and solve it. (Cover the project copy and decorate it accordingly).



- Bring a cut out of a Lady Bug and some small pieces of paper written numbers 1 to 20 on it.

Note: Do this project as a model, use your own ideas to present it and also demonstrate it by writing about the Even and Odd numbers with example in your Maths Project Copy. The picture is given below for your reference.




Class : II

ANNUAL EXAMINATION :

- Make a wall hanging by using different types of shapes cut out. Do this as a model and use your own creativity to make it colourful.

In your Maths Project Copy, draw and write about 5 Plane shapes and 5 Solid Shapes and write their properties and colour it nicely. The picture of the model is given for your reference.



Class : II

OR

- Make a model of a clock. The picture is given for your reference



COMPUTER :

Book- Trackpad 2 (Orange)

UNIT-I EXAMINATION :

Chap-1-Computer An Electronic Device.

Chap-2-Role of Computers.

(Follow the classwork done in book and copy)

HALF-YEARLY EXAMINATION :

Chap-3- Input and Output Devices.

Chap-4-Computer Keyboard

Chap-2-Role of computers (Rev Chap).
(Follow the classwork done in book and copy)

UNIT-II EXAMINATION :

Chap-5- Computer Mouse
Chap-7 – File Management – An Introduction
(Follow the classwork done in book and copy)

ANNUAL EXAMINATION :

Chap-6- Introduction to Paint
Chap 1 Computer. An Electronic Device (Rev Chap)
Chap-4 Computer Keyboard (Rev Chap)
Chap-5 – Computer Mouse. (Rev Chap)
(Follow the classwork done in book and copy)

• **COMPUTER PROJECT TOPICS :**

HALF-YEARLY EXAMINATION :

Title - **Computer - An Electronic Device**

Steps:

Using the half Chart Paper, paste the pictures of the main parts of the computer. Name them. Decorate the chart paper as per the topic. (Use your creativity for the presentation)

Write 2 lines about the parts of the computer in the computer project copy (Writing portion will be done in the class)

OR

Stick the pictures of the special keys (any 5) on a half chart paper and write their names. Decorate the chart paper as per the topic. (Use your creativity for the presentation)

Write the functions of the special keys in the computer project copy (Writing part should be done in the class).

Decorate the project as per the topic

ANNUAL EXAMINATION :

Title – “How Computer Receives and Shows Information”

Make the model following the instructions.

Explain input and output like traffic flow.

Make a road using black chart paper.


On the left side place Input devices (Keyboard, Mouse).

Draw arrows going to a CPU or Computer picture in the center.

Then arrows going out to Output devices (Monitor, Printer, Speaker).

Write 2 lines about input and output devices in the computer project copy.

Write 2 lines about input and output devices in the computer project copy.



OR

Make big cut outs of a computer mouse and keyboard.

Write the function of the mouse and the keyboard in the project copy.

(Writing part should be done in the class).

Decorate the project as per the topic

❑ GENERAL KNOWLEDGE :

Book – Anytime GK Book - 2

UNIT-I EXAMINATION :

1. Our Inner Organs
2. Our School Helpers
3. My Daily Schedule
4. Symbols
5. India, My Pride
6. Female Legends of India
7. Harvest Celebrations
8. Special Days
9. Special Clothes
10. Our National Flag


Revision Test Paper -1

(Follow whatever done in the book and copy)

HALF YEARLY EXAMINATION :

11. Big Cats
12. Bird Group Names
13. Insects
14. A Beak for Every Job
15. Under the Ocean
16. Stone Fruits
17. Edible Plant Parts

Class : II

- 
18. Odd One Out
 19. Beauty of Flowers
Revision Test Paper- 2
CURRENT AFFAIRS
(Follow whatever done in the book and copy)

UNIT-II EXAMINATION :

20. Let's Play
21. Team Sport
22. Ball Games
23. Famous Instrumentalists
24. Sports and the Players
25. Solar System
26. Amazing Inventions
27. Computer Devices
28. Tools to Measure
29. Vehicles Parking Spaces
Revision Test Paper-3
(Follow whatever done in the book and copy)

ANNUAL EXAMINATION :

30. Similes
31. Compound Words
32. My Favourite Cartoons
33. Going to the Mall
34. Famous Stories
35. Dental Hygiene
36. Be Alert. Be Safe
37. Number Puzzles
38. Riddles
39. Revision Test Paper-4
Current Affairs
(Follow whatever done in the book and copy)

❑ MORAL SCIENCE :

BOOK- Honey Comb (A book of Moral Values and Logical Reasoning) (2)

UNIT-I EXAMINATION :

- Chapter 1- Be Punctual
Chapter 2- Save Water
Chapter3- Team Work
Logical Reasoning: Pg 21 to 24 (Follow classwork)
(Follow whatever done in the class)

Class : II

HALF YEARLY EXAMINATION :

Chapter 4- Kindness

Chapter 5-True Friends

Chapter 6- Eating Healthy

Logical Reasoning: Pg 46 to 49 (Follow Classwork)

*National Pledge

(Follow whatever done in the class)

UNIT-II EXAMINATION :

Chapter 7- Cleanliness

Chapter 8- Safety First

Chapter 9- Keep Trying

(Follow whatever done in the class)

ANNUAL EXAMINATION :

Chapter 10- Satisfaction

Chapter 11- Good Deeds

Chapter 12- Yoga and Health

Logical Reasoning: Pg 65 to 67 (Follow the Classwork)

*School Closing Prayer.

(Follow whatever done in the class)

❑ ENGLISH READING & CONVERSATION :**Book -Goldilocks And The Three Bears****Book - Gem's English Reader Bk - 2****UNIT – I EXAMINATION :**

Book -Goldilocks and The Three Bears

Page No. 4 to 10

Book - Gem's English Reader Bk - 2

* Lambkins at Play (Poem)

* Pitter - Pattar (Poem)

Follow whatever done in the class.

HALF-YEARLY EXAMINATION :

Book -Goldilocks and The Three Bears

Page No.11 to 17

Book - Gem's English Reader Bk - 2

* We Love Our School. (Poem)

* The Rainbow Fairies (Poem)

Follow whatever done in the class.

UNIT-II EXAMINATION :

Book -Goldilocks and The Three Bears
Page No.18 to 24

Book - Gem's English Reader Bk - 2

* The Mother Bird(Poem)

* The Swing(Poem)

Follow whatever done in the class

ANNUAL EXAMINATION :

Book -Goldilocks and The Three Bears
Page No.25 to 32

Book - Gem's English Reader Bk - 2

* Our Kittens(Poem)

Follow whatever done in the class.

❑ MUSIC :

HALF YEARLY EXAMINATION :

1. Bandana
2. Patriotic Song
3. English Song.

ANNUAL EXAMINATION :

1. Mantra
2. English Song
3. Tagore Song

❑ P.T. :

HALF YEARLY EXAMINATION :

1. Jogging
2. General Warming-up.
3. Free Hand Exercises (Head to Toe or Toe to Head)
4. Play-based activities:
 - a) Running
 - b) Jumping
 - c) Climbing
 - d) Skipping (without rope)
5. Indoor Games
6. Obstacle courses:
 - a) Navigating tunnels
 - b) Navigating cones
 - c) Balance beams



Class : II

ANNUAL EXAMINATION :

1. Jogging
2. General Warming-up
3. Free Hand Exercises (Head to Toe or Toe to Head)
4. Gross Motor skill development:
 - a) Kicking the ball
 - b) Throwing the ball
 - c) Catching the ball
 - d) Dodging
5. Structured play:
 - a) Organized games.
 - b) Ball games
 - c) Tag games
6. Annual Sports Day Activities

❑ S.U.P.W. :**HALF YEARLY EXAMINATION :****Main Crafts / Services**

Activity 1 : Newspaper art

Activity 2 : Clay art

Activity 3 : Paper origami

- Scrap Book Cover Page Decoration
- Project Work – Cut outs of Cartoon Characters
(Project work will be explained with reference picture in the class).

**ANNUAL EXAMINATION :****Main Crafts/ Services**

Activity 5 : Collage making

Activity 6 : Best out of waste

Activity 7 : Ice-cream stick craft

- Scrap Book
- Project Work - Big Size Colourful Paper Butterfly.
(Project work will be explained with reference picture in the Class).
- (Follow the Activities Done in the Class).

❑ ART EDUCATION :**❖ Books:-**

1. Art and craft Book -2 - Arrow. (ACB)
2. Art Exploration Book-2 - S.Chand. (AEB)

Question paper Pattern:

10 (Theory) + 25(Seen drawing) + 25 (Unseen Drawing) + 20 (classwork Copy) + 20 (Album Book) = 100 marks.

HALF YEARLY EXAMINATION :

❖ Half yearly Examinations

Materials need for regular drawing classes:

Drawing Book, drawing copy, 25/50 shade oil pastels colour box, 1pcs of Black sketch pen/ glass marking pencil.

- **Theory part** –follow whatever done in class for theory portion.
- **Practical part:-**
 1. Art and craft Book -2– full Book.
 2. **Seen Drawing:-** Scenery/ Composition – Follow whatever done in classroom.
 4. **Unseen Drawing:-** Topic will be disclosed during exam hall.

Class : II

ANNUAL EXAMINATION :

Materials need for regular drawing classes:- Drawing Book , drawing copy, 25/50 shade oil pastels colour box, 1pcs of Black sketch pen/ glass marking pencil.

- **Theory part** –follow whatever done in class for theory portion.
- **Practical part:-**
 1. Art Exploration Book-2- Full Book.
 2. **Seen Drawing:-** Scenery/ Composition – Follow whatever done in classroom.
 3. **Unseen Drawing:-** Topic will be disclosed during exam hall.

Art Education Project-

❖ Half -Yearly Examination-

Draw **5pcs** any kind of **landscape Orientation** scenery and colour with oil pastel colours. After with this scenery make a drawing album book and decorate the album Book. **(Drawing album Book size must be 30cm(L) x 12cm(B) size)**

❖ Annual Examination.

Draw **5pcs** any kind of **portrait Orientation** scenery and colour with oil pastel colours. After with this scenery make a drawing album book and decorate the album Book. **(Drawing album Book size must be 30 cm(L) x 12cm(B) size)**

❑ SPELLING AND DICTATION :

UNIT – I EXAMINATION :

FOLLOW THE CLASSWORK COPY

HALF YEARLY EXAMINATION :

FOLLOW THE CLASSWORK COPY

UNIT – II EXAMINATION :

FOLLOW THE CLASSWORK COPY

ANNUAL EXAMINATION :

FOLLOW THE CLASSWORK COPY

❑ ENGLISH HANDWRITING :

BOOK- Rhythmn in Writing 2

UNIT – I EXAMINATION :

Pages 3 to 12

(Follow whatever done in the class)

HALF YEARLY EXAMINATION :

Pages 13 to 27

(Follow whatever done in the class)

UNIT – II EXAMINATION :

Pages 28 to 38

(Follow whatever done in the class)

ANNUAL EXAMINATION :

Pages 39 to 48

(Follow whatever done in the class)



Class : II