

# SYLLABUS 2026-27

CLASS : I



शिक्षा का दीप जलाएँ - सहयोग का हाथ बढ़ाएँ

## AGRASAIN BOYS' SCHOOL

[Affiliated to Council for the Indian School Certificate Examinations, New Delhi]

21/A, Agrasain Street, Liluah, Howrah-711204

Phone : 2655 4544 / 4547 | E-mail : absceo@rediffmail.com



# AGRASAIN BOYS' SCHOOL

Affiliated to the Council for the Indian School Certificate Examinations, New Delhi

21/A, Agrasain Street, Liluah, Howrah - 711 204

Website: [www.agrasainboysschool.edu.in](http://www.agrasainboysschool.edu.in)

Email: [absceo@rediffmail.com](mailto:absceo@rediffmail.com) / Phone: 033 2655 4544/47

## SYLLABUS : 2026-27

**Class : I**

Class : I

### □ ENGLISH I LANGUAGE :

#### Name of the Books:

- Burlington English Everyday Grammar( BEEG)
- Super Comprehension with Composition Bk1 (SC)

#### ◆ UNIT I EXAMINATION :

Book: Burlington English Everyday Grammar ( BEEG)

Unit 10 The Sentence

Unit 11 Special Marks

Unit 2 A, An

Unit 5 This/That/These/Those

Unit 1 Naming Words

1.1 Naming Words: Meaning

Unit 13 – Reading

13.1 – Picture Comprehension

13.2 - Picture Reading

Unit 14 Writing

14.4 - Picture Composition

Super Comprehension with Composition Bk – 1 (SC)

(Follow the Classwork)

- Unseen Picture Composition
- Unseen Comprehension

Follow Whatever done in the Class work Copy and books

#### ◆ HALF YEARLY EXAMINATION :

Unit - 1 Naming Words

1.2 Naming Words: Common and Special

## 1.3 – Naming Words: One and More Than One

## Unit - 3 Words used in place of Naming Words

3.1 I, you , he , she, it

3.2 we, you, they

## Unit 12 Understanding Words

12.1 Forming Words

12.2 Rhyming Words

12.3 Opposites

12.4 Alphabetical Order

## Unit 13 Reading

13.3 Who has seen the wind?

13.4 Tarun and His New Bag

## Unit 1- Naming Words (Nouns)

1.1 Naming Words: Meaning (Revision)

Book: Super Comprehension with Composition Bk1

(Follow the classwork)

- Unseen Comprehension
- Paragraph Writing

FOLLOW WHATEVER DONE IN THE BOOK AND COPY

## ◆ UNIT II EXAMINATION :

## Unit 6 Doing and Helping Words.

6.1 Doing Words

6.2 am/is/are

6.3 has/have

## Unit 7 am/is/are +doing words+ ing

## Unit 14 - Writing

14.1 – All About Me!

14.2 - Answering questions

## Unit 12- Understanding words (Revision)

12.1 Forming Words

12.2 Rhyming Words

12.3 Opposites

12.4 Alphabetical Order

Book: Super Comprehension with Composition Bk1

(Follow the classwork)

- Unseen Comprehension

- Paragraph Writing

FOLLOW WHATEVER DONE IN THE BOOK AND COPY

- ◆ **ANNUAL EXAMINATION :**

Unit 4 Describing Words

Unit 8 Position Words

Unit 9 Joining Words : and

Unit 14 Writing

14.3 - My Favourite Season

Unit 6 Doing and Helping Words. (Revision )

6.1 Doing Words

6.2 am/is/are

6.3 has/have

Book: Super Comprehension with Composition Bk1

(Follow the classwork)

- Unseen Comprehension
- Unseen Paragraph Writing

**PROJECT :**

□ **ENGLISH I LANGUAGE :**

- ◆ **HALFYEARLY EXAMINATION :**

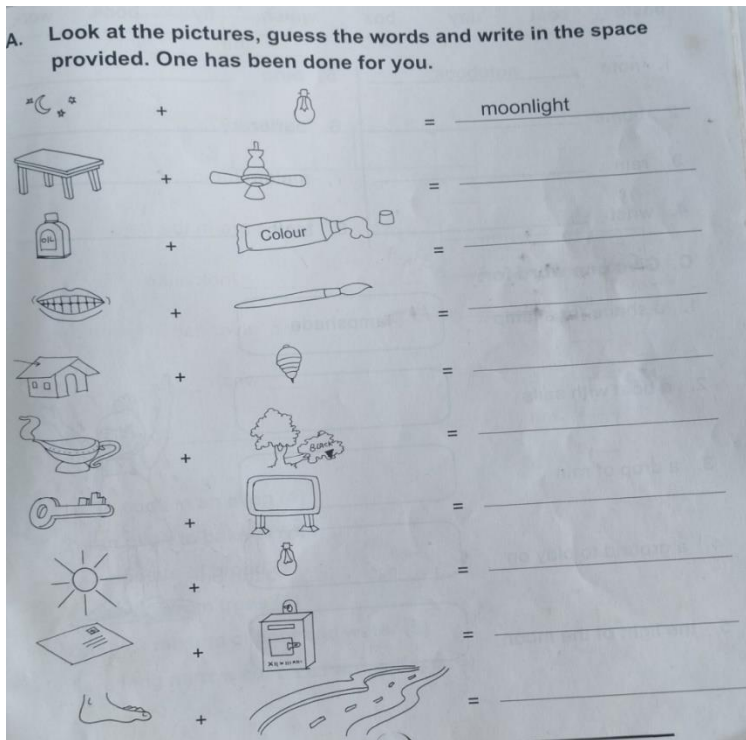
MY WILD ANIMAL PROJECT:

Instructions for Students:

1. Choose one wild animal (Tiger, Lion, Elephant, Giraffe)
2. Stick/Draw a big picture of the animal in the centre of the full chart paper.
3. Format to Follow:
  1. It is a ..... animal.
  2. It lives in the .....
  3. It is .....in colour.
  4. It eats .....
  5. It can .....
  6. I like this animal because .....
  7. Sound of the animal .....
  8. Decorate the border with drawings  
(leaves , trees, grass, paw prints, etc)
  9. Keep handwriting neat and colourful.

Things Required

1. Project Copy (decorate it according to the subject)  
OR



Draw and colour /paste the above pictures in your English Language project copy to make compound words . ( Decorate the copy accordingly)

◆ **ANNUAL EXAMINATION :**

1. PREPOSITION FUN PAGE

Heading:

Where is the Cat?

1. Draw/Stick a box and a cat. ( In a full colourful chart paper)
2. Write sentences using prepositions.

Format to be followed

Draw /Stick and write



Class : I

Ex: The cat is between the boxes.

- 1 The cat is .....the box.
- 2 The cat is ..... the box.
- 3 The cat is ..... the box.
- 4 The cat is ..... the box.
- 5 The cat is ..... the box.

2. Action Words I Can Do

1. Draw/ Stick 5 Pictures of your doing actions. .  
( In a full colourful chart paper)

Format to be followed

Draw / Stick and Write



Ex : I am eating

1. I am .....
2. I am .....
3. I am .....
4. I am .....
5. I am .....

OR

Using the letters of the given words form two words in your English Language project copy.  
( Draw / paste pictures related to them)

Using the letters of the given words, form as many words of two or more letters as you can :

1. heart      her, ear, art, tea, hat, rat, the, are, he

2. computer

3. bread

4. weather

5. teacher

6. stream

Class : I

## □ ENGLISH LITERATURE

**BOOK- ICSE ENRICHED GEM'S ENGLISH READER(1)(Silver Jubilee Edition)  
(GER)**

### ◆ UNIT I EXAMINATION :

CHAPTER- 1 Baby Bird Learns to Fly

CHAPTER- 2 Why Did Seema Fall?

My Little Kitty (POEM)

Clouds ( POEM)

**(Note- FOLLOW WHATEVER DONE IN THE BOOK AND COPY)**

### ◆ HALFYEARLY EXAMINATION :

CHAPTER-3 The Lost Sheep

CHAPTER-4 Jojo's Pet

CHAPTER-5 The Fox and the Crane

CHAPTER-6 Happy Birthday, Granny

The Wind and the Rain ( POEM)

Clouds ( POEM) ( REVISION)

**(Note- FOLLOW WHATEVER DONE IN THE BOOK AND COPY)**

◆ **UNIT II EXAMINATION :**

CHAPTER- 7 To the Farm

CHAPTER-8 A Class Picnic

There's a Neat Wooden Clock (POEM)

A Happy Child (POEM)

**(Note- FOLLOW WHATEVER DONE IN THE BOOK AND COPY)**

◆ **ANNUAL EXAMINATION :**

CHAPTER- 9 Minoo and Kitty

CHAPTER-10 Time to be a Rock

CHAPTER-11 A House for Hina

We have a Little Garden (POEM)

What I like (POEM)

CHAPTER- 7 To the Farm ( REVISION)

**(Note- FOLLOW WHATEVER DONE IN THE BOOK AND COPY)**

**PROJECT**

□ **ENGLISH LITERATURE**

◆ **HALFYEARLY EXAMINATION :**

**“DECODING RIDDLES”**

Solve the riddles to get the names of some animal homes. Stick the picture of animals and their homes .

1. It begins with the letter “n” and rhymes with rest. It is a \_\_\_\_\_
2. This animal gives you milk .Its home rhymes with head .We keep it in a \_\_\_\_\_
3. This animal is called “the king of the jungle “.Its home rhymes with pen. It lives in a \_\_\_\_\_
4. The animal can trot and gallop . Its home rhymes with table. We keep it in a \_\_\_\_\_
5. Bees make this and it rhymes with five. It is a bee\_\_\_\_\_

(Note-Do the project on a full chart paper and use your creativity to present it and write 2 lines about the animals in the English Literature project copy. Cover and decorate the copy according to the subject) ( Mention the riddles on the chart)

**OR**

**“ FOX AND THE CRANE”**

Make a beautiful picture of the story on a full chart paper .

Write the story with the picture.

(Note-Do the project on a full chart paper and use your creativity to present it and write 5 lines about the animals in the English Literature project copy. Cover and decorate the copy according to the subject)

Class : I

**◆ ANNUAL EXAMINATION :**

**“ CRAFTING CREATURES”**

Make a model of a ladybird/ butterfly / honeybee ( Anyone)

( Follow the picture given in Ch10 )

Note-Do the model and use your creativity to present it and write five lines on the creature in the English Literature project copy. Cover and decorate the copy according to the subject)

**OR**

**“ FARM FRIENDS”**

Make mask of your favourite farm animal using paper plates .

( Follow the picture given in Ch 6 )

Note-Make the mask and use your creativity to present it and write five lines on the animal in the English Literature project copy. Cover and decorate the copy according to the subject)

**□ SECOND LANGUAGE (BENGALI)**

পুস্তক: আমার বাংলা ১

বোধোদয় ১

**◆ UNIT I EXAMINATION :**

পুস্তক: আমার বাংলা ১

- পূর্বপাঠের পূর্বলোচনা ও লিখন অভ্যাস (স্বরবর্ণ ও ব্যঞ্জনবর্ণ )
- এসো স্বরচিহ্ন শিখি

- বর্ণ যোগে শব্দ তৈরি (অ- ঔ) (পৃষ্ঠা = ৪০-৪১)
- শব্দে স্বরচিহ্নের প্রয়োগ (অ-কার যুক্ত শব্দ, আ-কার যুক্ত শব্দ, ই-কার যুক্ত শব্দ) (পৃষ্ঠা = ৫২)
- বাংলা সংখ্যা ১- ২০
- কথায় লেখো (১- ১০)  
পুস্তক: বোধোদয় ১
- পৃষ্ঠা: ৩- ১২

(Follow whatever done in class. )

#### ◆ HALFYEARLY EXAMINATION :

পুস্তক: আমার বাংলা ১

- বর্ণ যোগে শব্দ তৈরি ( ক - থ) (পৃষ্ঠা = ৪২-৪৪)
- শব্দে স্বরচিহ্নের প্রয়োগ (ঈ-কার যুক্ত শব্দ, উ-কার যুক্ত শব্দ, ঊ-কার যুক্ত শব্দ) (পৃষ্ঠা = ৫২)
- এসো পড়ি (অমল আর অজয় দুই ভাই।)
- এসো পড়ি (বনে থাকে বাঘ।)
- পশুর নাম, পাখির নাম
- বাংলা সংখ্যা ২১- ৫০  
পুস্তক: বোধোদয় ১
- পৃষ্ঠা: ১৩- ২৫

(Follow whatever done in class.)

#### ◆ UNIT II EXAMINATION :

পুস্তক: আমার বাংলা ১

- বর্ণ যোগে শব্দ তৈরি (দ - ব) (পৃষ্ঠা = ৪৫)
- শব্দে স্বরচিহ্নের প্রয়োগ (ঋ-কার যুক্ত শব্দ, এ-কার যুক্ত শব্দ) (পৃষ্ঠা = ৫৩)
- এসো পড়ি (ছুটি)
- এসো পড়ি (আজ খুব গরম)
- বাংলা সংখ্যা ৫১- ৭০
- কথায় লেখো (১১- ২০)

পুস্তক: বোধোদয় ১

- পৃষ্ঠা: ২৬- ৩৬

(Follow whatever done in class.)

#### ◆ ANNUAL EXAMINATION :

পুস্তক: আমার বাংলা ১

- বর্ণ যোগে শব্দ তৈরি (ভ- ঁ) (পৃষ্ঠা = ৪৬-৪৮)

● শব্দে স্বরচিহ্নের প্রয়োগ (ঐ-কার যুক্ত শব্দ, ও-কার যুক্ত শব্দ, ঔ-কার যুক্ত শব্দ) ( পৃষ্ঠা = ৫৩)

- এসো পড়ি (ছুটির সকাল )
- এসো পড়ি (আমাদের একটা বাগান আছে।)
- ফুলের নাম, ফলের নাম
- 'আমাদের শরীর
- বাংলা সংখ্যা - ৭১ - ১০০
- অনুচ্ছেদ রচনা (শ্রেণিতে করানো হবে)

পুস্তক: বোধোদয় ১

- পৃষ্ঠা: ৩৭- ৪৭

(Follow whatever done in class. )

#### PROJECT

#### ◆ HALFYEARLY EXAMINATION :

তোমার ভালোলাগার যেকোনো পাঁচটি রঙ-এর নাম লেখো এবং রঙের নামের পাশে পাশে সেই রঙের কোনো পশু, পাখি, ফল বা ফুলের ছবি লাগিয়ে একটি চার্ট বানাও। (কাজটি একটি A4 size পেপারে করতে হবে।)

ANNUAL - একটি প্রকৃতি বিষয়ক ছবি আঁকো এবং প্রকৃতি বিষয়ক যেকোনো কবিতা চার লাইন লেখো। (কাজটি একটি A4 size পেপারে করতে হবে।)

## SECOND LANGUAGE (HINDI)

পুস্তক:

1. কুমুদিনী হিন্দী পাঠ্যপুস্তক ভাগ-1 (KHP)
2. হিন্দী সুলেখ Book -B (HS-B)

#### ◆ UNIT II EXAMINATION :

পুস্তক: কুমুদিনী হিন্দী পাঠ্যপুস্তক ভাগ-1 (KHP)

পাঠ-1 বর্ণমালা

- ১-১০ তক অংকোঁ মেঁ গিনতী

•१-१० तक शब्दों में गिनती

पाठ- 2 'आ' की मात्रा

पाठ- 3 'इ' की मात्रा

पाठ- 4 'ई' की मात्रा

**पुस्तक: हिंदी सुलेख Book -B (HS-B)**

पृष्ठ संख्या 1-15 तक

(Follow whatever done in the class.)

◆ **HALFYEARLY EXAMINATION :**

**पुस्तक: कुमुदिनी हिंदी पाठ्यपुस्तक भाग-1 (KHP)**

पाठ-6 'उ' की मात्रा

पाठ-7 'ऊ' की मात्रा

पाठ-9 'ऋ' की मात्रा

'ए' की मात्रा

पाठ-10 'ऐ' की मात्रा

पाठ-11 'ओ' की मात्रा

पाठ-12 'औ' की मात्रा

•११-४० तक अंकों में गिनती

•११-२० तक शब्दों में गिनती

**पुस्तक: हिंदी सुलेख Book-B (HS-B)**

पृष्ठ संख्या 16-30 तक

( Follow whatever done in the class.)

**परियोजना ( Project)**

'आ' की मात्रा से बने पाँच शब्द के चित्र लगाकर उनके नाम हिंदी परियोजना पुस्तिका में लिखिए।

-या- स्वर वर्ण से एक परियोजना तैयार करें।

◆ **UNIT-II EXAMINATION :**

**पुस्तक: कुमुदिनी हिंदी पाठ्यपुस्तक भाग-1 (KHP)**

पाठ-13 बिंदु की मात्रा

•चंद्रबिंदु की मात्रा

पाठ-14 विसर्ग की मात्रा

• संयुक्त अक्षर

• र के रूप

• ४१-७० तक अंकों में गिनती

• २१-४० तक शब्दों में गिनती

•महीनों के नाम

**पुस्तक: हिंदी सुलेख Book -B (HS-B)**

पृष्ठ संख्या 31-40 तक  
( Follow whatever done in the class.)

◆ **ANNUAL EXAMINATION :**

**पुस्तक: कुमुदिनी हिंदी पाठ्यपुस्तक भाग-1 (KHP)**

पाठ -15 पापा मैं स्कूल चली (कविता)

पाठ- 17 मीना की बरसाती

- रंगों के नाम
- फूलों के नाम
- सब्जियों के नाम
- फलों के नाम
- पक्षियों के नाम
- पशुओं के नाम
- ७१-१०० तक अंकों में गिनती
- ४१-५० तक शब्दों में गिनती
- सुविचार

**पुस्तक: हिंदी सुलेख Book -B (HS-B)**

पृष्ठ संख्या 41-50 तक

( Follow whatever done in the class.)

**परियोजना (Project)**

अपने अभिभावक के साथ अपनी एक तस्वीर लगाकर 'पापा मैं स्कूल चली' कविता की प्रथम चार पंक्तियाँ लिखते हुए परियोजना तैयार करें।

या

इ, ई और ऊ की मात्रा से बने शब्दों का सचित्र एक परियोजना तैयार कीजिए।

□ **MATHEMATICS**

**Name of the books:**

1. **ICSC Be a Maths Star (MS BK 1) Publisher: Ratna Sagar**
2. **Math- e- Magic ( MM BK 1)**

◆ **UNIT-I EXAMINATION :**

**MS Bk 1**

Ch 1 : Numbers Up to 20

Ch 2 : Addition Up to 10

Ch 5 : Numbers up to 100

**MM Bk 1**

Exercise 1,2 & Exercise 4 to 11

**FOLLOW WHATEVER DONE IN THE CLASS**

Class : I

◆ **HALF YEARLY EXAMINATION :**

**MS Bk 1**

Ch 3: Subtraction Up to 10

Ch 4: Geometry

Ch 6: Addition and Subtraction up to 20

Ch 8: Patterns

Ch 13 : Data Handling

**MM Bk1**

Exercise 12 to 23

**FOLLOW WHATEVER DONE IN THE CLASS**

◆ **UNIT-II EXAMINATION :**

**MS Bk 1**

Ch 7: Addition and Subtraction up to 100

Ch 9: Measurement

Ch 10: Time

**MM Bk 1**

Exercise 24 to 36

**FOLLOW WHATEVER DONE IN THE CLASS**

◆ **ANNUAL EXAMINATION :**

**MS Bk 1**

Ch 7 : Addition and Subtraction up to 100 (**Revision**)

Ch 10: Time (**Revision**)

Ch 11: Learn to Multipl

Ch 12: Money

**MM BK 1**

Exercise 37 to 48

**FOLLOW WHATEVER DONE IN THE CLASS**

**MATHEMATICS PROJECT**

◆ **HALFYEARLY EXAMINATION :**

Make a chart "ADDITION AND SUBTRACTION FAMILY FACT".

**Find out the SUM:**

1.  $14+1=?$

2.  $9+6=?$

3.  $7+8=?$

4.  $15+0=?$

5.  $10+5=?$

**Find out the DIFFERENCE:**


1.  $9-3=?$

2.  $6-0=?$

3.  $12-6=?$

4.  $10-4=?$

5.  $7-1=?$



NOTE: Refer the picture and Use a Full Size Chart paper or Tharmocol Sheet to complete your Project.

“EXTENDED ADDITION AND SUBTRACTION FAMILY FACT” will be done in the class in the MATHEMATICS PROJECT COPY where they will solve the given worksheet:

3	5	8		
_____	+	_____	=	_____
_____	+	_____	=	_____
_____	-	_____	=	_____
_____	-	_____	=	_____

5	5	10		
_____	+	_____	=	_____
_____	+	_____	=	_____
_____	-	_____	=	_____
_____	-	_____	=	_____

OR

Make a chart on “ODD & EVEN NUMBERS ICE-CREAM SUNDAE”

**NOTE :** Use your creativity to present your project. Demonstration of the Project will be done in the class in the MATHEMATICS PROJECT COPY where they will solve the given worksheet:

Count the blocks and write the number.  
Circle odd or even.

	_____	odd even
	_____	odd even
	_____	odd even
	_____	odd even
	_____	odd even

Class : I

### ANNUAL EXAMINATION

Make Model of "SHAPE PARK".

NOTE: Use your creativity to present your project. Demonstration of BASIC SHAPES will be done in the class in the MATHEMATICS PROJECT COPY.

OR

Make a Model on MATH MOUNTAIN: STEP UP & STEP DOWN".

NOTE: Use your creativity to present your project. Demonstration of the Project will be done in the class in the MATHEMATICS PROJECT COPY where they have to solve the given worksheet: Arrange the numbers from smallest to biggest:

	<input type="text"/>
	<input type="text"/>
	<input type="text"/>
	<input type="text"/>
	<input type="text"/>

## □ EVS

Book – **New Trends in Environmental Studies (with worksheet) Book 1 Evergreen**

### ◆ UNIT-I EXAMINATION :

1. All About Me
2. My Wonderful Body
3. My Family
4. My Neighbours and Friends
5. Places in the Neighbourhood

Workbook – Follow the classwork done in worksheet.

### ◆ HALFYEARLY EXAMINATION :

6. People Who Help Us
7. Food We Eat
8. Water We drink
9. House We Live In
10. Clothes We Wear
11. Air

Workbook – Follow the classwork done in worksheet

### ◆ UNIT-II EXAMINATION :

12. Personal Hygiene
13. Rest and Exercise
14. Keeping Safe
15. Plants
16. Animals in my neighbourhood

Workbook - Follow the classwork done in worksheet.


### ◆ ANNUAL EXAMINATION :

17. Transport
18. Communication
19. The Sun, Moon , Sky and Stars
20. Seasons

Revision - 16. Animals in my neighbourhood.

Workbook – Follow the classwork done in worksheet.

### ◆ HALF YEARLY PROJECT

People Who Help Us – “Helping Hands Wheel”  –  
(Make an album on people who help us at least with 3)

OR

A rotating wheel model

Class : I

Materials: Two Circle chart paper ( small and big ) pin, crayons

How to make:

Draw different helpers on a small circle (doctor, teacher, farmer, police, postman, soldier , pilot , gardener , green grocer , milkman etc.)

On another bigger Circle chart paper - write what they do.

Fix them with a pin in the centre so it rotates in the EVS project copy .

**Cover and decorate the copy according to the subject.**

Or


Houses – “My Home Pop-Up”

How to make: Do the project as a model

Show different houses: hut, flat, bungalow, igloo houseboat in a model. Demonstrate the project in two sentences on any two houses in your EVS Project Copy.

**Cover and decorate the copy according to the subject.**

## ANNUAL PROJECT

- Communication – “Then & Now Phone” 

Past vs Present comparison

Materials: pictures ( Make a model to show the comparison. Demonstrate the project in the EVS project copy).

**Cover and decorate the copy according to the subject.**

How to make :



Pictures of old communication (letters, pigeons).

Pictures of new communication (mobile, email)

Demonstrate the project in two sentences on each of them in the EVS project copy.

**Cover and decorate the copy according to the subject.**

Or

Transport – “Move & Match Transport Road”   Make a model and use your creativity to present it.

Moving vehicles

Materials: toy wheels, string

How to make:

Draw land, water, air sections.

Attach vehicles with thread so that they move .

Demonstrate the project in two sentences on each of them in the EVS project copy.

**Cover and decorate the copy according to the subject.**

## ❑ ENGLISH SPELLING/DICTATION.

### ◆ UNIT-I EXAMINATION :

Follow the classwork copy

### ◆ UNIT-II EXAMINATION :

Follow the classwork copy.

### ◆ HALFYEARLY EXAMINATION :

Follow the classwork copy.

Annual Examination

### ◆ ANNUAL EXAMINATION :

Follow the classwork copy.

## ❑ ENGLISH HANDWRITING

**TEXTBOOK : RHYTHM IN WRITING**

### ◆ UNIT-I EXAMINATION :

Pages :- 3 to 12

### ◆ HALFYEARLY EXAMINATION :

Pages :- 13 to 26

### ◆ UNIT-II EXAMINATION :

Pages :- 27 to 38

### ◆ ANNUAL EXAMINATION :

Pages :- 39 to 48

## ❑ COMPUTER

**NAME OF THE BOOK**

**INTEGRATED COMPUTING ESSENTIALS (I.C.E ) Inventant Education**

### ◆ UNIT-I EXAMINATION :

Ch-1 Computer-A Machine

Ch-2 Uses of a Computer

Follow the work done in the copy & book.

### ◆ HALFYEARLY EXAMINATION :

Ch-3 Parts of a Computer

Ch-4 Using Computers-Do's and Don'ts

Ch-1 Computer – A Machine (Revision)

Follow the work done in the copy & book.

◆ **UNIT-I EXAMINATION :**

Ch- 5 Computer Mouse

Ch-6 Computer Keyboard

Follow the work done in the copy & book.

◆ **ANNUAL EXAMINATION :**

Ch-7 Storage Devices

Ch-2 Uses of Computer (Revision)

Ch-3 Parts of a Computer (Revision)

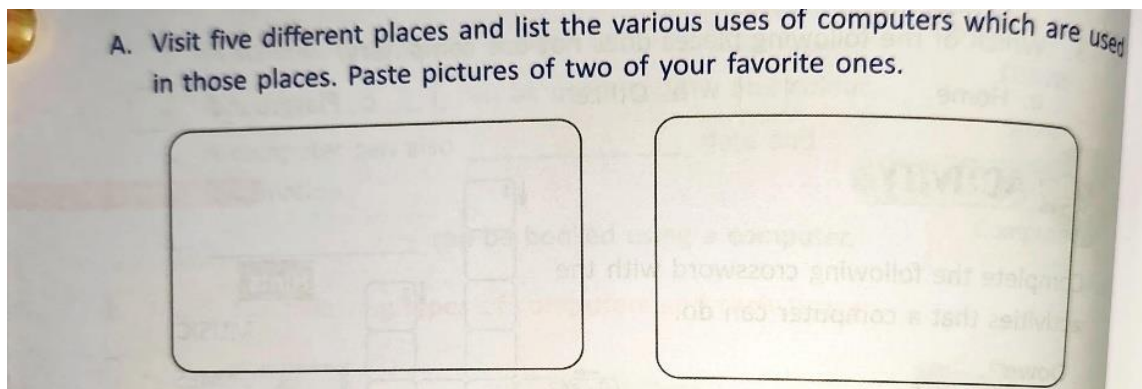
Follow the work done in the copy & book.

**PROJECT :**

**Half Yearly**

- A. Visit five different places and stick the pictures. List the various uses of computers which are used in those places. (Refer page no. 28)

Do the project in your computer project copy and decorate it as per your choice.



OR

- B. Paste picture of different parts of computer. Write the name of those parts along with their functions.

Do the project in your computer project copy and decorate it as per your choice

◆ **ANNUAL EXAMINATION :**

- A. Make 3D model of storage devices in order of their capacity and write two lines on each of them. ( Refer to page -67)

**GUIDELINES:**

Make the project in a form of a model.

Write your name, class sec at the back of the model.

Writing portion should be done in the computer project copy.

OR

- B. Make 3D model of some activities that you can do at home with the help of computers. Write 1-2 lines about them.

### **Guidelines:**

Make the project in a form of a model.

Write your name, class sec at the back of the model.

Writing portion should be done in the computer project copy.

## **☐ GENERAL KNOWLEDGE**

Book Name – Anytime GK A Book Of General Knowledge & IQ

### **◆ UNIT-I EXAMINATION :**

1. Parts Of Body
2. Community Helpers
3. Family Relationships

Revision Test paper 1

4. My India
5. Our National Symbols
6. Special Days
7. Religious Books
8. Places Of Worship
9. Freedom Fighters
10. My State

Revision Test Paper 2

Follow whatever done in the book & copy.

### **◆ HALFYEARLY EXAMINATION :**

11. Babies Of Animals
12. Animal Sounds
13. Favourite Food Of Animals
14. Animal Gender
15. Which Animal Am I ?
16. Birds Around Us

Revision Test Paper 3

17. Indoor – Outdoor Games
18. Games and Fun Activities
19. Sports Champions
20. Sports Equipment

Revision Test Paper 4

\*Current Affairs

Follow whatever done in the book & copy.

◆ **UNIT-II EXAMINATION :**

21. Edible plants
22. Reduce Pollution
23. Healthy Eating
24. Save Water
25. Table Manners
26. Good & Bad Habits
27. Play the Music
28. Favourite Cartoons
29. Fable Fun

Revision Test Paper-5

Follow whatever done in the book & copy.

◆ **ANNUAL EXAMINATION :**

30. My Computer
31. Seasons
32. What Kind of Weather?
33. In the Sky
34. Traffic Sense

Revision Test Paper-6

35. Rhyme Time
36. Make Words
37. Compound Words: Picture Puzzle
38. Break the Code
39. Observation Skill

\*Current Affairs

\*Follow whatever done in the book and copy.

□ **SUPW**

◆ **HALFYEARLY EXAMINATION :**

**Main Crafts / Services**

Activity 1 : Pencil flakes art.

Activity 2 : Collage making

Activity 3 : Paper origami

- Scrap Book Cover Page Decoration .
- Project Work – Colourful Big size Paper Fans

( Project work will be explained with reference picture in the class ).

(Follow the Activities Done in the Class)

## ◆ ANNUAL EXAMINATION :

### Main Crafts/ Services

Activity 4 : Ice cream stick craft

Activity 5 : Sand paper art.

Activity 6 : Clay Art

- Scrap Book
- Project Work – Paper Clock Craft ( Medium to Big Size )  
( Project Work will be explained with reference picture in the class).  
(Follow the Activities Done in the Class).

## □ ART EDUCATION

### Book:-

1. Radiant Art Book -A - Rup Publishing House.(RAB)
  2. Art Skills Book-1 - Standskills.(ASB)
- ❖ **Question paper Pattern:-** 10( Theory)+ 25( Seen drawing)+ 25(Unseen Drawing)  
+20( classwork Copy)+20( Album Book)= 100 marks.

## ◆ HALFYEARLY EXAMINATION :

**Materials need for regular drawing classes:-** Drawing Book p, Drawing copy, 25/50 shade colour box, 1pcs of Black sketch pen/ glass marking pencil.

### ➤ **Theory part:-**

Follow whatever done in class for theory portion.

### ➤ **Practical Part:-**

1. **Book:-** Radiant Art Book -A -Full Book.
2. **Seen Drawing:-** Object drawing based on shapes.  
Scenery/Composition – follow whatever done in the classroom.
3. **Unseen Drawing:-** Topic will be disclosed during exam hall.

## ◆ ANNUAL EXAMINATION :

**Materials need for regular drawing classes:-** Drawing Book , Drawing copy, 25/50 shade colour box, 1pcs of Black sketch pen/ glass marking pencil.

### ➤ **Theory part:-** Follow whatever done in class for theory part.

### ➤ **Practical part:-**

1. **Book:-** Art Skills Book-1- Full Book.
2. **Seen Drawing:-** Scenery/Composition – follow whatever done in the classroom.

3. **Unseen Drawing:-** Topic will be disclosed during exam hall.

❖ **Art Education Project**

◆ **HALFYEARLY EXAMINATION :**

Draw 5 scenery, each scenery based one **temporary** house. After completion of 5 scenery make a picture **album book** and decorate the album book. **(Drawing album Book size must be 30 cm(L) x 12cm(B) size)**

◆ **ANNUAL EXAMINATION :**

Draw 5 scenery, each scenery based one **permanent** house. After completion of 5 scenery make a picture **album book** and decorate the album book. **(Drawing album Book size must be 30 cm(L) x 12cm(B) size)**

Class : I

□ **MUSIC**

◆ **HALFYEARLY EXAMINATION :**

1. Mantra
2. Patriotic Song
3. English Song.

◆ **ANNUAL EXAMINATION :**

1. Bandana
2. English Song
3. Hindi Song

□ **PT**

◆ **HALFYEARLY EXAMINATION :**

1. Class Formation (Standing in Attention & Stand-at-ease).
2. Jogging
3. General Warming-up.
4. Free Hand Exercises (Head to Toe or Toe to Head)
5. Play-based activities:
  - a) Running
  - b) Jumping
  - c) Climbing
  - d) Landing
6. Indoor Games
7. Balance and Coordination Exercises:
  - a) Brisk Walking
  - b) Standing on one foot
  - c) Hopping.
  - d) Forward rolling
  - e) Skipping (without rope)

◆ **ANNUAL EXAMINATION :**

1. Class Formation (Standing in Attention & Stand-at-ease).
2. Jogging
3. General Warming-up
4. Free Hand Exercises (Head to Toe or Toe to Head)
5. Gross Motor skill development:
  - a) Kicking the ball
  - b) Throwing the ball
  - c) Catching the ball
  - d) Catching & Receiving ball
6. Annual Sports Day Activities

□ **MORAL SCIENCE**

**Name of the Book: Value Education bk 1**

◆ **UNIT-I EXAMINATION :**

Chap 1: About Myself

Chap 2: I am a Clean Child

Chap 3: Be Healthy

**FOLLOW WHATEVER DONE IN THE CLASS**

◆ **HALFYEARLY EXAMINATION :**

Chap 4: Working Together

Chap 5: Be Kind to Animals

Mary Had A Little Lamb

Chap 6: Speak the Truth

» National Pledge

**FOLLOW WHATEVER DONE IN THE CLASS**

◆ **UNIT-II EXAMINATION :**

Chap 7: Do Not Waste

Chap 8: Listen to Your Elders

Chap 9: Good Manners

**FOLLOW WHATEVER DONE IN THE CLASS**

**◆ ANNUAL EXAMINATION :**

Chap 10: Do Things on Time

Chap 11: I am Indian

Chap 12: Thank You Prayer

» Prayer At the Close of the Day

**FOLLOW WHATEVER DONE IN THE CLASS**

**□ ENGLISH READ & CONV.**

**Book :**

1. The Pied Piper of Hamelin and The Selfish Giant ( RR )
2. Gem's English Reader ( GER )

**◆ UNIT-I EXAMINATION :**

1. Baby Birds Learn to Fly
2. The Wind and The Rain
3. My Little Kitty

**◆ HALFYEARLY EXAMINATION :**

1. The Pied Piper of Hamelin
2. We Have a Little Garden

**◆ UNIT-II EXAMINATION :**

1. Minoo and Kitty
2. A Happy Child
3. Clouds

**◆ ANNUAL EXAMINATION :**

1. The Selfish Giant
2. What I Like

